

## SIKA AG FUTURE (SIKH) - EUX/202412

2024/10/18 19:07:33

Price  
**255.4721** CHFDifference  0.15% (0.39)

## General attributes

Symbol	SIKHZ24
Exchange	Eurex
Currency	CHF
Security type	Future
Underlying	SIKA AG
Maturity	12-2024
Contract size	100

## Market data

Bid (Bid size)	- CHF (-)
Ask (Ask size)	- CHF (-)
Open	255.4721 CHF
High	255.4721 CHF
Low	255.4721 CHF
Close (prev. day)	255.0848 CHF
Underlying	SIKA AG
Underlying price (date)	255.00 (24/10/18)
Settlement price (date)	255.47 (24/10/18)
Open Interest	3,820

## Performance and Risk

	6m	1y	3y
Perf (%)	-3.03%	+17.20%	-
Perf (abs.)	-7.98	+37.49	-
Beta	-	-	-
Volatility	21.92	22.59	-

## Futures and Options

Related Futures	-
Related Options	-

5y












Information about previous performance does not guarantee future performance.  
Source: FactSet

## Price data

Ø price 5 days   Ø volume 5 days (pcs.)	256.1653 CHF (0)
Ø price 30 days   Ø volume 30 days (pcs.)	267.1390 CHF (57)
Ø price 100 days   Ø volume 100 days (pcs.)	263.6835 CHF (38)
Ø price 250 days   Ø volume 250 days (pcs.)	258.6870 CHF (15)
YTD High   date	287.0291 CHF (2024/05/27)
YTD Low   date	232.3105 CHF (2024/01/22)
52 Weeks High   date	287.0291 CHF (2024/05/27)
52 Weeks Low   date	212.4687 CHF (2023/10/26)

## Recent Research

on underlying	on sector	on market	
Date		Headline	Download
2022/12/19		Global Equity Ratings	
2022/12/19		Aktienempfehlungen Global	
2022/11/28		Global Equity Ratings	
2022/11/28		Aktienempfehlungen Global	
2022/11/18		Global Equity Ratings	