


FACEBOOK INC FUTURE (FBUF) - EUX/202412

2024/07/16 18:50:17

Price
501.7003 USD

Difference  **-1.98% (-10.16)**

General attributes

Symbol: FBUFZ24
 Exchange: Eurex
 Currency: USD
 Security type: Future
 Underlying: META PLATFORMS INC. CLASS A
 Maturity: 12-2024
 Contract size: 100

Market data

Bid (Bid size): - USD (-)
 Ask (Ask size): - USD (-)
 Open: 501.7003 USD
 High: 501.7003 USD
 Low: 501.7003 USD
 Close (prev. day): 511.8598 USD
 Underlying: META PLATFORMS INC. CLASS A
 Underlying price (date): 489.79 (24/07/16)
 Settlement price (date): 501.70 (24/07/16)
 Open Interest: 0

Performance and Risk

	6m	1y	3y
Perf (%)	+29.31%	+48.60%	-
Perf (abs.)	+113.71	+164.07	-
Beta	-	-	-
Volatility	42.68	36.79	-

Futures and Options

Related Futures: -
 Related Options: -












Information about previous performance does not guarantee future performance.
 Source: FactSet

Price data

Ø price 5 days Ø volume 5 days (pcs.)	521.0664 USD (0)
Ø price 30 days Ø volume 30 days (pcs.)	519.9361 USD (0)
Ø price 100 days Ø volume 100 days (pcs.)	507.8223 USD (0)
Ø price 250 days Ø volume 250 days (pcs.)	419.3267 USD (0)
YTD High date	547.3957 USD (2024/07/10)
YTD Low date	362.5959 USD (2024/01/02)
52 Weeks High date	547.3957 USD (2024/07/10)
52 Weeks Low date	299.5307 USD (2023/08/18)

Recent Research

on underlying	on sector	on market	
Date		Headline	Download
2024/07/15		Aktienempfehlungen Global	
2024/07/12		Global Equity Ratings	
2024/06/21		Global Equity Ratings	
2024/06/21		Aktienempfehlungen Global	
2024/06/14		Global Equity Ratings	