

# SSAB AB B AKTIE FUTURE (SSBF) - EUX/202412

2024/07/26 18:35:56

Price  
**4.6879** EUR

Difference  -1.59% (-0.08)

### General attributes

Symbol	SSBFZ24
Exchange	Eurex
Currency	EUR
Security type	Future
Underlying	SSAB AB SER. B
Maturity	12-2024
Contract size	100

### Market data

Bid (Bid size)	- EUR (-)
Ask (Ask size)	- EUR (-)
Open	4.6879 EUR
High	4.6879 EUR
Low	4.6879 EUR
Close (prev. day)	4.7634 EUR
Underlying	SSAB AB SER. B
Underlying price (date)	54.12 (24/07/26)
Settlement price (date)	4.69 (24/07/26)
Open Interest	0

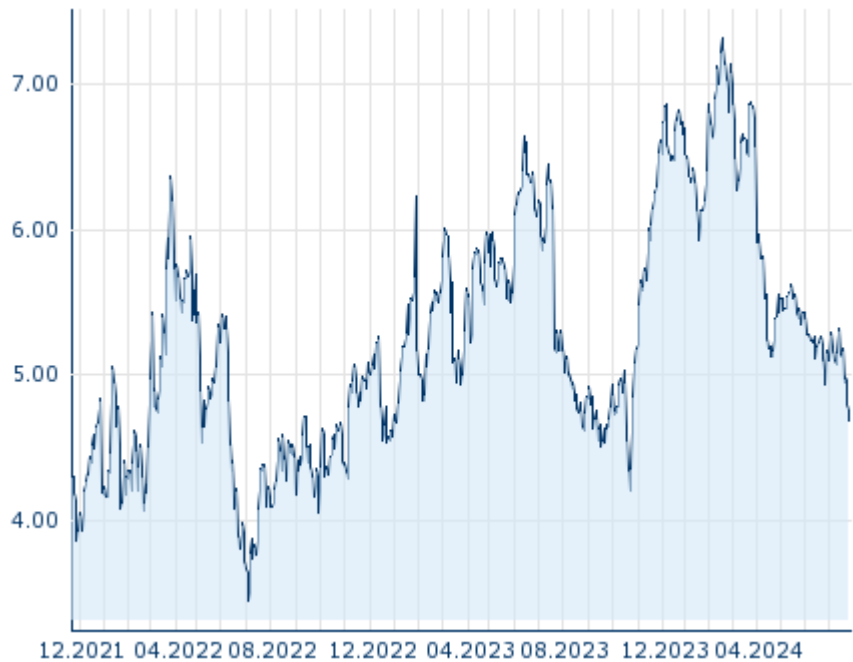
### Performance and Risk

	6m	1y	3y
Perf (%)	-24.39%	-10.39%	-
Perf (abs.)	-1.51	-0.54	-
Beta	-	-	-
Volatility	31.74	32.08	-

### Futures and Options

Related Futures	-
Related Options	-

5y












Information about previous performance does not guarantee future performance.  
Source: FactSet

### Price data

Ø price 5 days   Ø volume 5 days (pcs.)	4.8409 EUR (0)
Ø price 30 days   Ø volume 30 days (pcs.)	5.1098 EUR (0)
Ø price 100 days   Ø volume 100 days (pcs.)	5.5512 EUR (0)
Ø price 250 days   Ø volume 250 days (pcs.)	5.6798 EUR (0)
YTD High   date	7.3158 EUR (2024/02/16)
YTD Low   date	4.6879 EUR (2024/07/26)
52 Weeks High   date	7.3158 EUR (2024/02/16)
52 Weeks Low   date	4.2041 EUR (2023/10/23)

### Recent Research

on sector			
Date		Headline	Download
2024/07/26		Equity Weekly	
2024/07/24		Global Equity Ratings	
2024/07/24		Aktienempfehlungen Global	
2024/07/15		Aktienempfehlungen Global	
2024/07/12		Global Equity Ratings	