

FRESENIUS SE & CO. KGAA FUTURE (FREH) - EUX/202412

2024/08/14 18:36:31

Price
32.091 EUR

Difference  1.04% (0.33)

General attributes

Symbol	FREHZ24
Exchange	Eurex
Currency	EUR
Security type	Future
Underlying	FRESENIUS SE & CO. KGAA
Maturity	12-2024
Contract size	100

Market data

Bid (Bid size)	- EUR (-)
Ask (Ask size)	- EUR (-)
Open	32.091 EUR
High	32.091 EUR
Low	32.091 EUR
Close (prev. day)	31.7598 EUR
Underlying	FRESENIUS SE & CO. KGAA
Underlying price (date)	31.65 (24/08/15)
Settlement price (date)	32.09 (24/08/14)
Open Interest	0

Performance and Risk

	6m	1y	3y
Perf (%)	+19.22%	+4.00%	-
Perf (abs.)	+5.17	+1.23	-
Beta	-	-	-
Volatility	22.89	24.30	-

Futures and Options

Related Futures	-
Related Options	-

5y












Information about previous performance does not guarantee future performance.
Source: FactSet

Price data

Ø price 5 days Ø volume 5 days (pcs.)	31.565 EUR (0)
Ø price 30 days Ø volume 30 days (pcs.)	31.048 EUR (0)
Ø price 100 days Ø volume 100 days (pcs.)	29.189 EUR (0)
Ø price 250 days Ø volume 250 days (pcs.)	28.500 EUR (0)
YTD High date	33.703 EUR (2024/07/31)
YTD Low date	25.252 EUR (2024/03/25)
52 Weeks High date	33.703 EUR (2024/07/31)
52 Weeks Low date	25.076 EUR (2023/10/31)

Recent Research

on underlying	on sector	on market	
Date		Headline	Download
2022/05/04		Global Equity Ratings	
2022/05/04		Aktienempfehlungen Global	
2022/04/27		Global Equity Ratings	
2022/04/27		Aktienempfehlungen Global	
2022/04/14		Global Equity Ratings	