

FUCHS PETROLUB SE FUTURE (FPEG) - EUX/202412

2024/06/21 19:17:10

Price
43.7635 EUR

Difference  **-2.69% (-1.21)**

General attributes

Symbol	FPEGZ24
Exchange	Eurex
Currency	EUR
Security type	Future
Underlying	FUCHS SE VZ.
Maturity	12-2024
Contract size	100

Market data

Bid (Bid size)	- EUR (-)
Ask (Ask size)	- EUR (-)
Open	43.7635 EUR
High	43.7635 EUR
Low	43.7635 EUR
Close (prev. day)	44.9718 EUR
Underlying	FUCHS SE VZ.
Underlying price (date)	42.90 (24/06/21)
Settlement price (date)	43.76 (24/06/21)
Open Interest	0

Performance and Risk

	6m	1y	3y
Perf (%)	+7.80%	+24.10%	-
Perf (abs.)	+3.17	+8.50	-
Beta	-	-	-
Volatility	20.59	21.83	-

Futures and Options

Related Futures	-
Related Options	-

5y












Information about previous performance does not guarantee future performance.
 Source: FactSet

Price data

Ø price 5 days Ø volume 5 days (pcs.)	44.6154 EUR (0)
Ø price 30 days Ø volume 30 days (pcs.)	45.3907 EUR (0)
Ø price 100 days Ø volume 100 days (pcs.)	43.7784 EUR (0)
Ø price 250 days Ø volume 250 days (pcs.)	40.6569 EUR (0)
YTD High date	47.0673 EUR (2024/04/05)
YTD Low date	38.6894 EUR (2024/01/05)
52 Weeks High date	47.0673 EUR (2024/04/05)
52 Weeks Low date	35.0400 EUR (2023/10/26)

Recent Research

on sector		on market	
Date		Headline	Download
2024/06/21		Global Equity Ratings	
2024/06/21		Aktienempfehlungen Global	
2024/06/14		Equity Weekly	
2024/06/14		Global Equity Ratings	
2024/06/14		Aktienempfehlungen Global	