

VISA INC. FUTURE (VISG) - EUX/202412

2024/04/19 18:42:50

Price
278.1621 USD

Difference  **-1.12% (-3.14)**

General attributes

Symbol	VISGZ24
Exchange	Eurex
Currency	USD
Security type	Future
Underlying	VISA INC.
Maturity	12-2024
Contract size	100

Market data

Bid (Bid size)	- USD (-)
Ask (Ask size)	- USD (-)
Open	278.1621 USD
High	278.1621 USD
Low	278.1621 USD
Close (prev. day)	281.2989 USD
Underlying	VISA INC.
Underlying price (date)	269.78 (24/04/19)
Settlement price (date)	278.16 (24/04/19)
Open Interest	0

Performance and Risk

	6m	1y	3y
Perf (%)	+11.24%	+13.14%	-
Perf (abs.)	+28.43	+32.67	-
Beta	-	-	-
Volatility	13.97	16.20	-

Futures and Options

Related Futures	-
Related Options	-

5y












Information about previous performance does not guarantee future performance.
Source: FactSet

Price data

Ø price 5 days Ø volume 5 days (pcs.)	282.5729 USD (0)
Ø price 30 days Ø volume 30 days (pcs.)	289.5057 USD (0)
Ø price 100 days Ø volume 100 days (pcs.)	282.2695 USD (0)
Ø price 250 days Ø volume 250 days (pcs.)	263.8567 USD (0)
YTD High date	300.7872 USD (2024/03/21)
YTD Low date	269.6026 USD (2024/01/03)
52 Weeks High date	300.7872 USD (2024/03/21)
52 Weeks Low date	232.2438 USD (2023/05/31)

Recent Research

on underlying on sector on market			
Date		Headline	Download
2024/04/03		Global Equity Ratings	
2024/04/03		Aktienempfehlungen Global	
2024/03/13		Global Equity Ratings	
2024/03/13		Aktienempfehlungen Global	
2024/02/22		Aktienempfehlungen Global	