

UNICREDIT S.P.A. FUTURE (CR5J) - EUX/202412

2024/07/05 19:02:55

Price
36.9451 EUR

Difference  **-0.04% (-0.01)**

General attributes

Symbol	CR5JZ24
Exchange	Eurex
Currency	EUR
Security type	Future
Underlying	UNICREDIT SPA
Maturity	12-2024
Contract size	100

Market data

Bid (Bid size)	- EUR (-)
Ask (Ask size)	- EUR (-)
Open	36.9451 EUR
High	36.9451 EUR
Low	36.9451 EUR
Close (prev. day)	36.9594 EUR
Underlying	UNICREDIT SPA
Underlying price (date)	37.14 (24/07/08)
Settlement price (date)	36.95 (24/07/05)
Open Interest	72,500

Performance and Risk

	6m	1y	3y
Perf (%)	+47.51%	+70.55%	-
Perf (abs.)	+11.90	+15.28	-
Beta	-	-	-
Volatility	27.61	27.56	-

Futures and Options

Related Futures	-
Related Options	-

5y












Information about previous performance does not guarantee future performance.
Source: FactSet

Price data

Ø price 5 days Ø volume 5 days (pcs.)	36.3919 EUR (0)
Ø price 30 days Ø volume 30 days (pcs.)	35.3515 EUR (0)
Ø price 100 days Ø volume 100 days (pcs.)	33.5665 EUR (325)
Ø price 250 days Ø volume 250 days (pcs.)	27.5027 EUR (290)
YTD High date	36.9594 EUR (2024/07/04)
YTD Low date	24.0611 EUR (2024/01/03)
52 Weeks High date	36.9594 EUR (2024/07/04)
52 Weeks Low date	20.5189 EUR (2023/09/07)

Recent Research

on underlying on sector on market			
Date		Headline	Download
2024/06/21		Global Equity Ratings	
2024/06/21		Aktienempfehlungen Global	
2024/06/14		Global Equity Ratings	
2024/06/14		Aktienempfehlungen Global	
2024/05/29		Global Equity Ratings	