

# UNICREDIT S.P.A. FUTURE (CRIP) - EUX/202412

2024/04/26 18:31:04

Price  
**35.6122** EUR

Difference  2.03% (0.71)

### General attributes

Symbol	CRIPZ24
Exchange	Eurex
Currency	EUR
Security type	Future
Underlying	UNICREDIT SPA
Maturity	12-2024
Contract size	100

### Market data

Bid (Bid size)	- EUR (-)
Ask (Ask size)	- EUR (-)
Open	35.6122 EUR
High	35.6122 EUR
Low	35.6122 EUR
Close (prev. day)	34.9021 EUR
Underlying	UNICREDIT SPA
Underlying price (date)	35.48 (24/04/26)
Settlement price (date)	35.61 (24/04/26)
Open Interest	0

### Performance and Risk

	6m	1y	3y
Perf (%)	+59.23%	+94.71%	-
Perf (abs.)	+13.25	+17.32	-
Beta	-	-	-
Volatility	23.79	27.65	-

### Futures and Options

Related Futures	-
Related Options	-

5y












Information about previous performance does not guarantee future performance.  
Source: FactSet

### Price data

Ø price 5 days   Ø volume 5 days (pcs.)	35.0685 EUR (0)
Ø price 30 days   Ø volume 30 days (pcs.)	33.2768 EUR (0)
Ø price 100 days   Ø volume 100 days (pcs.)	28.5074 EUR (0)
Ø price 250 days   Ø volume 250 days (pcs.)	24.4245 EUR (0)
YTD High   date	35.6122 EUR (2024/04/26)
YTD Low   date	24.0611 EUR (2024/01/03)
52 Weeks High   date	35.6122 EUR (2024/04/26)
52 Weeks Low   date	17.8418 EUR (2023/05/02)

### Recent Research

on underlying	on sector	on market	
Date		Headline	Download
2024/04/26		Global Equity Ratings	
2024/04/26		Aktienempfehlungen Global	
2024/04/03		Global Equity Ratings	
2024/04/03		Aktienempfehlungen Global	
2024/03/13		Global Equity Ratings	