

STELLANTIS NV (FRÜH.FIAT CHR.) FUTURE (FIAK) - EUX/202412

2024/05/03 18:32:51

Price
20.7115 EUR

Difference  1.75% (0.36)

General attributes

Symbol	FIAKZ24
Exchange	Eurex
Currency	EUR
Security type	Future
Underlying	STELLANTIS N.V.
Maturity	12-2024
Contract size	1,000

Market data

Bid (Bid size)	- EUR (-)
Ask (Ask size)	- EUR (-)
Open	20.7115 EUR
High	20.7115 EUR
Low	20.7115 EUR
Close (prev. day)	20.3553 EUR
Underlying	STELLANTIS N.V.
Underlying price (date)	20.33 (24/05/03)
Settlement price (date)	20.71 (24/05/03)
Open Interest	0

Performance and Risk

	6m	1y	3y
Perf (%)	+14.01%	+39.81%	-
Perf (abs.)	+2.50	+5.80	-
Beta	-	-	-
Volatility	29.77	27.83	-

Futures and Options

Related Futures	-
Related Options	-

5y












Information about previous performance does not guarantee future performance.
Source: FactSet

Price data

Ø price 5 days Ø volume 5 days (pcs.)	22.4483 EUR (0)
Ø price 30 days Ø volume 30 days (pcs.)	24.1465 EUR (0)
Ø price 100 days Ø volume 100 days (pcs.)	22.1834 EUR (0)
Ø price 250 days Ø volume 250 days (pcs.)	18.9505 EUR (0)
YTD High date	26.2854 EUR (2024/03/25)
YTD Low date	18.6824 EUR (2024/01/25)
52 Weeks High date	26.2854 EUR (2024/03/25)
52 Weeks Low date	13.9560 EUR (2023/05/31)

Recent Research

on underlying	on sector	on market	
Date		Headline	Download
2023/06/06		Global Equity Ratings	
2023/06/06		Aktienempfehlungen Global	
2023/06/01		Aktienempfehlungen Global	
2023/06/01		Global Equity Ratings	
2023/05/24		Global Equity Ratings	