

## SPEAR INVESTMENTS I B.V. EUR0.01

ISIN: NL0015000NM7 WKN: A3C7D9

## Overview

2024/07/12 15:29:02

Price  
9.10 EURDifference  0.00% (0.00)

## General attributes

ISIN	NL0015000NM7
Symbol	7IO
Exchange	Frankfurt
Currency	EUR
Sector	-
Security type	Stock
Market cap (m)	173 EUR
Benchmark	AMSTERDAM EXCHANGES INDEX

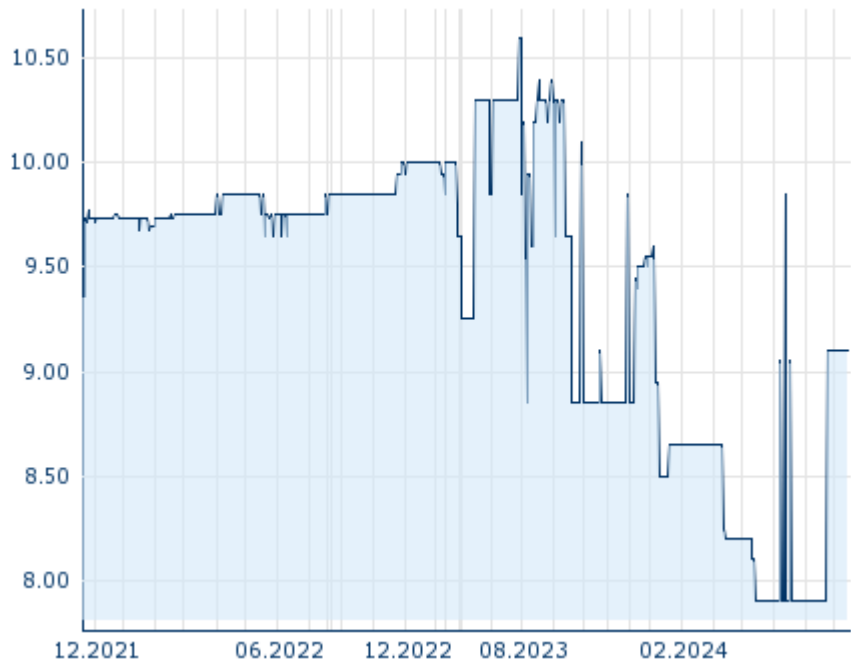
## Market data

Bid (Bid size)	-
Ask (Ask size)	-
Open	9.50 EUR
High	9.50 EUR
Low	9.10 EUR
Close (prev. day)	9.10 EUR
VWAP	-
Volume (pcs)	0
Trading volume	0.00
Number of trades	4
Last size	0

## Futures and Options

Related Futures	-
Related Options	-



5y



Information about previous performance does not guarantee future performance.  
Source: FactSet

## Recent research

on market

Date	Headline	Download
2024/07/12	 Aktienempfehlungen Global	
2024/07/03	 Global Strategy 3Q 2024	
2024/07/03	 Global Strategy 3Q 2024	
2024/06/21	 Global Equity Ratings	
2024/06/21	 Aktienempfehlungen Global	

## Details

2024/07/12 15:29:02

## Price

9.10 EUR

Difference ➔ 0.00% (0.00)

## General attributes

ISIN	NL0015000NM7
Symbol	7IO
Exchange	Frankfurt
Currency	EUR
Sector	-
Security type	Stock
Market cap (m)	173 EUR
Benchmark	AMSTERDAM EXCHANGES INDEX

## Market data

Bid (Bid size)	-
Ask (Ask size)	-
Open	9.50 EUR
High	9.50 EUR
Low	9.10 EUR
Close (prev. day)	9.10 EUR
VWAP	-
Volume (pcs)	0
Trading volume	0.00
Number of trades	4
Last size	0

## Performance and Risk

	6m	1y	3y
Perf (%)	+7.06%	-11.65%	-
Perf (abs.)	+0.60	-1.20	-
Beta	-0.16	-0.04	-0.01
Volatility	63.12	59.19	-

5y



Information about previous performance does not guarantee future performance.  
Source: FactSet

## Price data

Ø price 5 days   Ø volume 5 days (pcs.)	9.10 EUR (0)
Ø price 30 days   Ø volume 30 days (pcs.)	8.50 EUR (0)
Ø price 100 days   Ø volume 100 days (pcs.)	8.29 EUR (0)
Ø price 250 days   Ø volume 250 days (pcs.)	8.86 EUR (0)
YTD High   date	9.85 EUR (2024/05/14)
YTD Low   date	6.90 EUR (2024/04/04)
52 Weeks High   date	10.60 EUR (2023/07/28)
52 Weeks Low   date	6.90 EUR (2024/04/04)

## Arbitrage views

Exchange <span style="color: green;">⊕</span>	Date	Time	Price	Trading volume (mio.)	Number of trades
Stuttgart	2024/07/12	08:12	7.60 EUR	0.00	1
Frankfurt	2024/07/12	15:29	9.10 EUR	0.00	4
Euronext Amsterdam	2024/04/12	16:47	10.00 EUR	0.01	2

## Company profile

### Company Logo

#### Contact Details

SPEAR INVESTMENTS I B.V.

--

----

Telefon: -

Fax: -

E-mail: -

### Company Profile

-