

SIGNIFY N.V.

ISIN:

NL0011821392

WKN: -

Overview

2022/10/05 17:35:35

Price

26.91 EUR

Difference  1.05% (0.28)

General attributes

ISIN	NL0011821392
Symbol	LIGHT
Exchange	Xetra
Currency	EUR
Sector	Other
Security type	Stock
Market cap (m)	3,368 EUR
Benchmark	AMSTERDAM EXCHANGES INDEX

Market data

Bid (Bid size)	-
Ask (Ask size)	-
Open	26.91 EUR
High	26.91 EUR
Low	26.91 EUR
Close (prev. day)	26.63 EUR
VWAP	26.37 EUR
Volume (pcs)	-
Trading volume	-
Number of trades	2
Last size	-

Futures and Options








Related Futures	15
Related Options	-

5y



Information about previous performance does not guarantee future performance.
Source: FactSet

Recent research

on sector		on market	
Date		Headline	Download
2022/10/05		Global Equity Ratings	
2022/10/05		Aktienempfehlungen Global	
2022/09/30		Equity Weekly	
2022/09/26		Global Equity Ratings	
2022/09/26		Aktienempfehlungen Global	

Details

2022/10/05 17:35:35

Price

26.91 EUR

Difference ▲ 1.05% (0.28)

General attributes

ISIN	NL0011821392
Symbol	LIGHT
Exchange	Xetra
Currency	EUR
Sector	Other
Security type	Stock
Market cap (m)	3,368 EUR
Benchmark	AMSTERDAM EXCHANGES INDEX

Market data

Bid (Bid size)	-
Ask (Ask size)	-
Open	26.91 EUR
High	26.91 EUR
Low	26.91 EUR
Close (prev. day)	26.63 EUR
VWAP	26.37 EUR
Volume (pcs)	-
Trading volume	-
Number of trades	2
Last size	-

Performance and Risk

	6m	1y	3y
Perf (%)	-35.65%	-	-
Perf (abs.)	-14.91	-	-
Beta	1.17	1.26	1.06
Volatility	53.25	62.14	62.14

5y



Information about previous performance does not guarantee future performance.
Source: FactSet

Price data

Ø price 5 days Ø volume 5 days (pcs.)	27.19 EUR (125)
Ø price 30 days Ø volume 30 days (pcs.)	29.66 EUR (232)
Ø price 100 days Ø volume 100 days (pcs.)	35.72 EUR (212)
Ø price 250 days Ø volume 250 days (pcs.)	- EUR (209)
YTD High date	48.44 EUR (2022/02/18)
YTD Low date	26.16 EUR (2022/09/29)
52 Weeks High date	48.44 EUR (2022/02/18)
52 Weeks Low date	26.16 EUR (2022/09/29)

Arbitrage views

Exchange ⊕	Date	Time	Price	Trading volume (mio.)	Number of trades
Xetra	2022/10/05	17:35	26.91 EUR	0.00	2
Tradegate	2022/10/05	22:26	27.05 EUR	0.00	3
Stuttgart	2022/10/05	16:01	26.80 EUR	0.00	14
Munich	2022/10/05	08:04	28.14 EUR	0.00	1
London Stock Exchange	2022/	17:30	26.755 EUR	0.00	2

European Trade Reporting	10/05					
Hanover	2022/ 10/05	08:01	28.15 EUR	0.00		1
Frankfurt	2022/ 10/05	08:03	28.14 EUR	0.00		1
FINRA other OTC Issues	2022/ 09/20	16:38	28.01 USD	0.03		2
Euronext Amsterdam	2022/ 10/05	17:37	26.90 EUR	10.47		3,453
Duesseldorf	2022/ 10/05	21:01	27.10 EUR	0.00		11
Berlin	2022/ 10/05	21:55	27.05 EUR	0.00		18

Company profile

Company Logo



Contact Details

SIGNIFY NV

--

High Tech Campus 48 - 5656 AE Eindhoven

Telefon: 31-40-279-11-11

Fax: -

E-mail: -

Company Profile

-

Members of Management Board

Eric Rondolat	Chairman of Managing Board
Javier van Engelen	Member of Executive Committee
Maria Letizia Mariani	Member of Executive Committee

Board of directors

Arthur P. M. van der Poel	Chairman of Supervisory Board
Abraham Schot	Member of Supervisory Board
Frank Lubnau	Member of Supervisory Board
Gerard J. A. van de Aast	Member of Supervisory Board
Pamela Knapp	Member of Supervisory Board
Rita Lane	Member of Supervisory Board