

VOLVO CAR AB

ISIN: SE0021628898

WKN: -

Overview

2024/07/19 17:25:00

Price

32.645 SEK

Difference  -7.65% (-2.71)

General attributes

ISIN	SE0021628898
Symbol	VOLCAR B
Exchange	London Stock Exchange European Trade Reporting
Currency	SEK
Sector	Automotive
Security type	Stock
Market cap (m)	8,653 EUR
Benchmark	OMX STOCKHOLM 30 INDEX

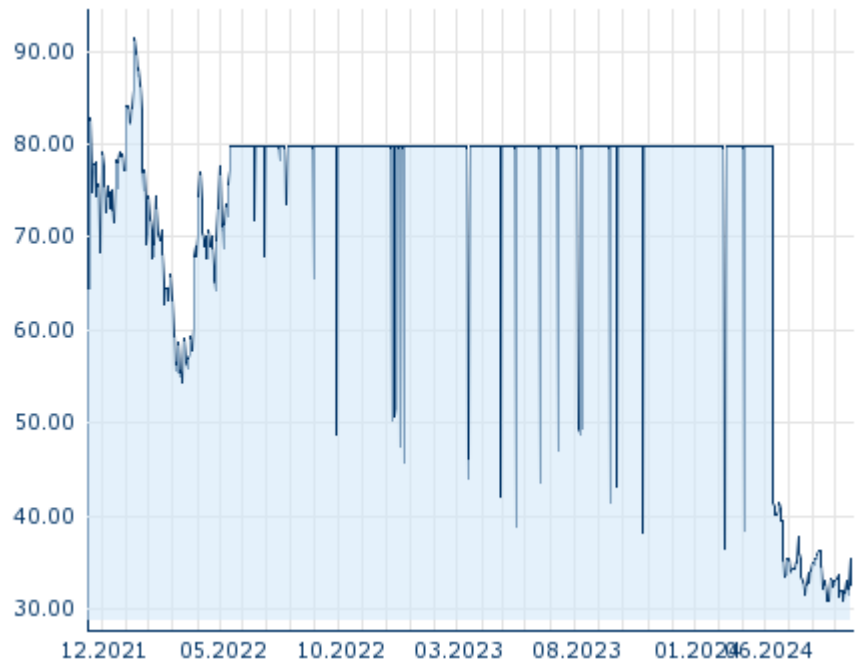
Market data

Bid (Bid size)	30.20 SEK (7,500)
Ask (Ask size)	35.09 SEK (7,500)
Open	33.145 SEK
High	33.145 SEK
Low	32.645 SEK
Close (prev. day)	35.35 SEK
VWAP	30.755725 SEK
Volume (pcs)	328
Trading volume	-
Number of trades	1
Last size	-

Futures and Options

Related Futures	23
Related Options	-







5y



Information about previous performance does not guarantee future performance.

Source: FactSet

Recent research

on sector	Date	Headline	Download
	2024/07/15	 Aktienempfehlungen Global	
	2024/07/12	 Global Equity Ratings	
	2024/07/09	 Aktienempfehlungen Österreich	
	2024/06/24	 Aktienempfehlungen Österreich	
	2024/06/21	 Global Equity Ratings	

Details

2024/07/19 17:25:00

Price

32.645 SEK

Difference ▼ -7.65% (-2.71)

General attributes

ISIN	SE0021628898
Symbol	VOLCAR B
Exchange	London Stock Exchange European Trade Reporting
Currency	SEK
Sector	Automotive
Security type	Stock
Market cap (m)	8,653 EUR
Benchmark	OMX STOCKHOLM 30 INDEX

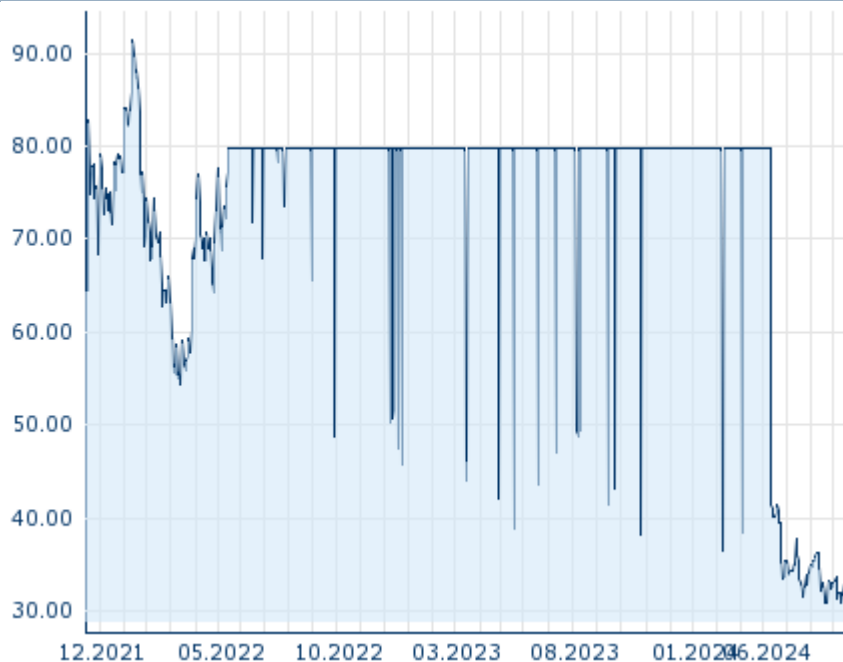
Market data

Bid (Bid size)	30.20 SEK (7,500)
Ask (Ask size)	35.09 SEK (7,500)
Open	33.145 SEK
High	33.145 SEK
Low	32.645 SEK
Close (prev. day)	35.35 SEK
VWAP	30.755725 SEK
Volume (pcs)	328
Trading volume	-
Number of trades	1
Last size	-

Performance and Risk

	6m	1y	3y
Perf (%)	-59.05%	-59.05%	-
Perf (abs.)	-47.08	-47.08	-
Beta	1.37	1.53	1.62
Volatility	240.48	255.16	-

5y



Information about previous performance does not guarantee future performance.
Source: FactSet

Price data

Ø price 5 days Ø volume 5 days (pcs.)	32.821 SEK (0)
Ø price 30 days Ø volume 30 days (pcs.)	32.778 SEK (30,252)
Ø price 100 days Ø volume 100 days (pcs.)	47.332 SEK (11,769)
Ø price 250 days Ø volume 250 days (pcs.)	65.838 SEK (12,246)
YTD High date	79.725 SEK (2024/01/02)
YTD Low date	30.600 SEK (2024/06/20)
52 Weeks High date	79.725 SEK (2023/07/20)
52 Weeks Low date	30.600 SEK (2024/06/20)

All listings for VOLVO CAR AB

Exchange	Date	Time	Price	Trading volume (mio.)	Number of trades
Tradegate	2024/07/19	22:26	2.828 EUR	0.01	5
Stuttgart	2024/07/19	15:32	2.832 EUR	0.00	6
Nasdaq Stockholm	2024/07/19	18:00	32.60 SEK	232.48	9,301
Munich	2024/07/19	08:00	3.046 EUR	0.00	2
London Stock Exchange	2024/07/19	17:25	32.645 SEK	0.00	1

European Trade Reporting	07/19					
Hanover	2024/ 07/19	08:06	3.045 EUR	0.00		3
Hamburg	2024/ 07/19	11:11	2.923 EUR	0.00		2
Frankfurt	2024/ 07/19	15:29	2.843 EUR	0.00		4
FINRA other OTC Issues	2024/ 07/18	16:06	3.32 USD	0.03		3
Duesseldorf	2024/ 07/19	19:32	2.789 EUR	0.00		7
Berlin	2024/ 07/19	08:01	3.058 EUR	0.00		3

Company profile

Company Logo

V O L V O

Company Profile

-

Contact Details

VOLVO CAR

--

Telefon: -

Fax: -

E-mail: -