

## VOLVO CAR AB

ISIN: SE0021628898

WKN: -

## Overview

2024/06/26 09:00:04

## Price

33.055 SEK

Difference  -0.50% (-0.17)

## General attributes

ISIN SE0021628898

Symbol VOLCAR B

Exchange London Stock Exchange  
European Trade Reporting

Currency SEK

Sector Automotive

Security type Stock

Market cap (m) 9,005 EUR

Benchmark OMX STOCKHOLM 30 INDEX

## Market data

Bid (Bid size) 30.53 SEK (7,500)

Ask (Ask size) 35.48 SEK (7,500)

Open 33.055 SEK

High 33.055 SEK

Low 33.055 SEK

Close (prev. day) 33.22 SEK

VWAP 30.755725 SEK

Volume (pcs) -

Trading volume -

Number of trades 1

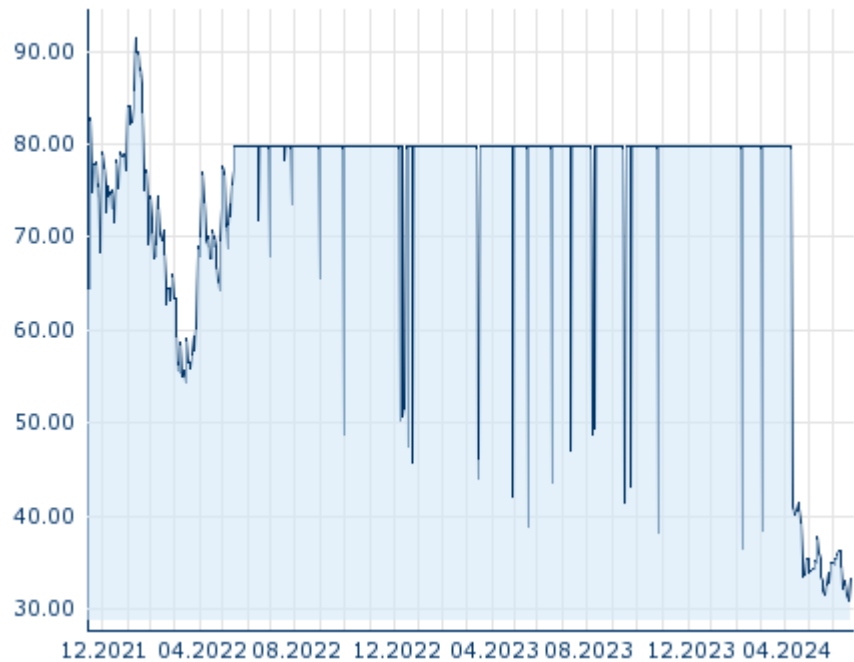
Last size -

## Futures and Options

Related Futures 23

Related Options -

5y













Information about previous performance does not guarantee future performance.

Source: FactSet

## Recent research

on sector

Date	Headline	Download
2024/06/24	 Aktienempfehlungen Österreich	
2024/06/21	 Global Equity Ratings	
2024/06/21	 Aktienempfehlungen Global	
2024/06/14	 Global Equity Ratings	
2024/06/14	 Aktienempfehlungen Global	

## Details

2024/06/26 09:00:04

## Price

33.055 SEK

Difference ▼ -0.50% (-0.17)

## General attributes

ISIN	SE0021628898
Symbol	VOLCAR B
Exchange	London Stock Exchange European Trade Reporting
Currency	SEK
Sector	Automotive
Security type	Stock
Market cap (m)	9,005 EUR
Benchmark	OMX STOCKHOLM 30 INDEX

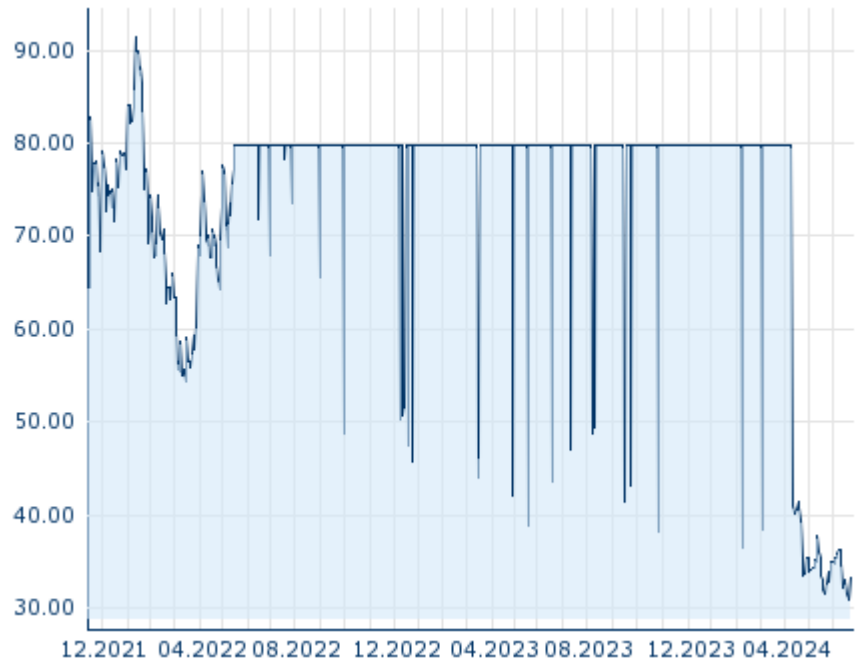
## Market data

Bid (Bid size)	30.53 SEK (7,500)
Ask (Ask size)	35.48 SEK (7,500)
Open	33.055 SEK
High	33.055 SEK
Low	33.055 SEK
Close (prev. day)	33.22 SEK
VWAP	30.755725 SEK
Volume (pcs)	-
Trading volume	-
Number of trades	1
Last size	-

## Performance and Risk

	6m	1y	3y
Perf (%)	-58.33%	-58.33%	-
Perf (abs.)	-46.51	-46.51	-
Beta	1.48	1.45	1.63
Volatility	240.26	265.49	-

5y



Information about previous performance does not guarantee future performance.  
Source: FactSet

## Price data

Ø price 5 days   Ø volume 5 days (pcs.)	31.958 SEK (181,510)
Ø price 30 days   Ø volume 30 days (pcs.)	33.703 SEK (30,252)
Ø price 100 days   Ø volume 100 days (pcs.)	55.475 SEK (11,769)
Ø price 250 days   Ø volume 250 days (pcs.)	69.118 SEK (12,507)
YTD High   date	79.725 SEK (2024/01/02)
YTD Low   date	30.600 SEK (2024/06/20)
52 Weeks High   date	79.725 SEK (2023/06/26)
52 Weeks Low   date	30.600 SEK (2024/06/20)

## All listings for VOLVO CAR AB

Exchange	Date	Time	Price	Trading volume (mio.)	Number of trades
Tradegate	2024/06/25	22:26	2.934 EUR	0.01	4
Stuttgart	2024/06/26	13:46	2.92 EUR	0.00	6
Nasdaq Stockholm	2024/06/26	14:01	33.05 SEK	24.57	1,925
Munich	2024/06/26	08:00	2.918 EUR	0.00	1
London Stock Exchange	2024/06/26	09:00	33.055 SEK	0.00	1

European Trade Reporting	06/26					
Hanover	2024/ 06/26	08:00	2.918 EUR	0.00		1
Hamburg	2024/ 06/26	08:00	2.918 EUR	0.00		1
Frankfurt	2024/ 06/26	09:59	2.935 EUR	0.00		2
FINRA other OTC Issues	2024/ 06/24	15:53	3.17 USD	0.02		1
Duesseldorf	2024/ 06/26	12:31	2.943 EUR	0.00		3
Berlin	2024/ 06/26	08:05	2.93 EUR	0.00		1

## Company profile

### Company Logo

**V O L V O**

### Company Profile

-

### Contact Details

VOLVO CAR

--

----

Telefon: -

Fax: -

E-mail: -