

VOLVO CAR AB

ISIN: SE0021628898

WKN: -

Overview

2024/09/13 16:40:06

Price
2.47 USDDifference  7.39% (0.17)

General attributes

ISIN	SE0021628898
Symbol	VOLCAR B
Exchange	FINRA other OTC Issues
Currency	USD
Sector	Automotive
Security type	Stock
Market cap (m)	6,717 EUR
Benchmark	OMX STOCKHOLM 30 INDEX

Market data

Bid (Bid size)	-
Ask (Ask size)	-
Open	2.47 USD
High	2.47 USD
Low	2.47 USD
Close (prev. day)	2.30 USD
VWAP	2.47 USD
Volume (pcs)	20,000
Trading volume	49,400.00
Number of trades	1
Last size	20,000





Futures and Options

Related Futures	28
Related Options	-



Information about previous performance does not guarantee future performance.
Source: FactSet

Recent research

on sector			
Date		Headline	Download
2024/09/11		Global Equity Ratings	
2024/09/11		Aktienempfehlungen Global	
2024/09/09		Aktienempfehlungen Österreich	
2024/09/05		Global Equity Ratings	
2024/09/05		Aktienempfehlungen Global	

5y

Details

2024/09/13 16:40:06

Price
2.47 USDDifference ▲ 7.39% (0.17)

General attributes

ISIN	SE0021628898
Symbol	VOLCAR B
Exchange	FINRA other OTC Issues
Currency	USD
Sector	Automotive
Security type	Stock
Market cap (m)	6,717 EUR
Benchmark	OMX STOCKHOLM 30 INDEX

Market data

Bid (Bid size)	-
Ask (Ask size)	-
Open	2.47 USD
High	2.47 USD
Low	2.47 USD
Close (prev. day)	2.30 USD
VWAP	2.47 USD
Volume (pcs)	20,000
Trading volume	49,400.00
Number of trades	1
Last size	20,000

Performance and Risk

	6m	1y	3y
Perf (%)	-29.43%	-33.42%	-
Perf (abs.)	-1.03	-1.24	-
Beta	-	-	-
Volatility	53.17	61.88	-

5y



Information about previous performance does not guarantee future performance.
Source: FactSet

Price data

Ø price 5 days Ø volume 5 days (pcs.)	2.38 USD (7,072)
Ø price 30 days Ø volume 30 days (pcs.)	2.65 USD (5,092)
Ø price 100 days Ø volume 100 days (pcs.)	2.96 USD (3,096)
Ø price 250 days Ø volume 250 days (pcs.)	3.23 USD (2,006)
YTD High date	4.34 USD (2024/04/09)
YTD Low date	2.28 USD (2024/09/10)
52 Weeks High date	4.34 USD (2024/04/09)
52 Weeks Low date	2.28 USD (2024/09/10)

All listings for VOLVO CAR AB

Exchange ⊕	Date	Time	Price	Trading volume (mio.)	Number of trades
Tradegate	2024/09/18	17:58	2.234 EUR	0.03	29
Stuttgart	2024/09/18	15:31	2.208 EUR	0.00	10
Nasdaq Stockholm	2024/09/18	18:00	25.23 SEK	81.89	5,426
Munich	2024/09/18	08:06	2.229 EUR	0.00	1
London Stock Exchange	2024/	17:25	25.325 SEK	0.00	1

European Trade Reporting	09/18					
Hanover	2024/ 09/18	08:01	2.228 EUR	0.00		1
Hamburg	2024/ 09/18	17:25	2.207 EUR	0.00		2
Frankfurt	2024/ 09/18	15:29	2.215 EUR	0.00		3
FINRA other OTC Issues	2024/ 09/13	16:40	2.47 USD	0.05		1
Duesseldorf	2024/ 09/18	16:32	2.216 EUR	0.00		4
Berlin	2024/ 09/18	08:12	2.24 EUR	0.00		1

Company profile

Company Logo

V O L V O

Company Profile

-

Contact Details

VOLVO CAR

--

Telefon: -

Fax: -

E-mail: -