

# ZENTEK LTD.

ISIN: **CA98942X1024** WKN: -

## Overview

2024/07/26 19:32:05

**Price**  
0.885 EUR

**Difference**  0.00% (0.00)

### General attributes

ISIN	CA98942X1024
Symbol	ZEN
Exchange	Duesseldorf
Currency	EUR
Sector	Chemical / Pharmaceutical / Health
Security type	Stock
Market cap (m)	91 EUR
Benchmark	S&P/TSX 60 INDEX

### Market data

Bid (Bid size)	-
Ask (Ask size)	-
Open	0.87 EUR
High	0.89 EUR
Low	0.87 EUR
Close (prev. day)	0.885 EUR
VWAP	-
Volume (pcs)	0
Trading volume	0.00
Number of trades	6
Last size	0

### Futures and Options





Related Futures	-
Related Options	-

5y



Information about previous performance does not guarantee future performance.  
Source: FactSet

### Recent research

on sector			
Date		Headline	Download
2024/07/24		Global Equity Ratings	
2024/07/24		Aktienempfehlungen Global	
2024/07/15		Aktienempfehlungen Global	
2024/07/12		Global Equity Ratings	
2024/07/09		Aktienempfehlungen Österreich	

## Details

2024/07/26 19:32:05

## Price

0.885 EUR

Difference ➔ 0.00% (0.00)

## General attributes

ISIN	CA98942X1024
Symbol	ZEN
Exchange	Duesseldorf
Currency	EUR
Sector	Chemical / Pharmaceutical / Health
Security type	Stock
Market cap (m)	91 EUR
Benchmark	S&P/TSX 60 INDEX

## Market data

Bid (Bid size)	-
Ask (Ask size)	-
Open	0.87 EUR
High	0.89 EUR
Low	0.87 EUR
Close (prev. day)	0.885 EUR
VWAP	-
Volume (pcs)	0
Trading volume	0.00
Number of trades	6
Last size	0

## Performance and Risk

	6m	1y	3y
Perf (%)	-17.29%	-38.54%	-
Perf (abs.)	-0.19	-0.56	-
Beta	0.14	0.32	0.78
Volatility	45.09	50.47	-

5y



Information about previous performance does not guarantee future performance.

Source: FactSet

## Price data

Ø price 5 days   Ø volume 5 days (pcs.)	0.911 EUR (0)
Ø price 30 days   Ø volume 30 days (pcs.)	0.923 EUR (0)
Ø price 100 days   Ø volume 100 days (pcs.)	0.999 EUR (0)
Ø price 250 days   Ø volume 250 days (pcs.)	1.080 EUR (2)
YTD High   date	1.380 EUR (2024/01/09)
YTD Low   date	0.870 EUR (2024/07/11)
52 Weeks High   date	1.490 EUR (2023/07/27)
52 Weeks Low   date	0.870 EUR (2024/07/11)

## All listings for ZENTEK LTD.

Exchange <span>⊕</span>	Date	Time	Price	Trading volume (mio.)	Number of trades
Tradegate	2024/07/26	22:02	0.935 EUR	0.00	1
TSX Venture Exchange	2024/07/26	21:54	1.35 CAD	0.05	43
Stuttgart	2024/07/26	11:05	0.885 EUR	0.00	4
Nasdaq	2024/07/26	22:30	1.0205 USD	0.02	104
Munich	2024/07/26	08:02	0.905 EUR	0.00	2

	26					
Frankfurt	2024/07/ 26	08:05	0.875 EUR	0.00		2
Duesseldorf	2024/07/ 26	19:32	0.885 EUR	0.00		6
Berlin	2024/07/ 26	20:22	0.91 EUR	0.00		13

## Company profile

### Company Logo



### Company Profile

-

### Contact Details

ZENTEK

--

----

Telefon: -

Fax: -

E-mail: -