

ZENTEK LTD.

ISIN: CA98942X1024

WKN: 98942X102

Overview

2024/06/21 19:31:57

Price
0.97 EURDifference  -1.02% (-0.01)

General attributes

ISIN	CA98942X1024
Symbol	ZTEK
Exchange	Duesseldorf
Currency	EUR
Sector	Chemical / Pharmaceutical / Health
Security type	Stock
Market cap (m)	100 EUR
Benchmark	S&P/TSX 60 INDEX

Market data

Bid (Bid size)	-
Ask (Ask size)	-
Open	1.00 EUR
High	1.00 EUR
Low	0.97 EUR
Close (prev. day)	0.98 EUR
VWAP	-
Volume (pcs)	0
Trading volume	0.00
Number of trades	7
Last size	0











Futures and Options

Related Futures	-
Related Options	-



Information about previous performance does not guarantee future performance.
Source: FactSet

Recent research

on sector			
Date		Headline	Download
2024/06/21		Global Equity Ratings	
2024/06/21		Aktienempfehlungen Global	
2024/06/14		Equity Weekly	
2024/06/14		Global Equity Ratings	
2024/06/14		Aktienempfehlungen Global	

Details

2024/06/21 19:31:57

Price

0.97 EUR

Difference  -1.02% (-0.01)

General attributes

ISIN	CA98942X1024
Symbol	ZTEK
Exchange	Duesseldorf
Currency	EUR
Sector	Chemical / Pharmaceutical / Health
Security type	Stock
Market cap (m)	100 EUR
Benchmark	S&P/TSX 60 INDEX

Market data

Bid (Bid size)	-
Ask (Ask size)	-
Open	1.00 EUR
High	1.00 EUR
Low	0.97 EUR
Close (prev. day)	0.98 EUR
VWAP	-
Volume (pcs)	0
Trading volume	0.00
Number of trades	7
Last size	0

Performance and Risk

	6m	1y	3y
Perf (%)	+5.43%	-33.56%	-
Perf (abs.)	+0.05	-0.49	-
Beta	0.27	0.23	1.08
Volatility	54.65	50.06	-

5y



Information about previous performance does not guarantee future performance.
Source: FactSet

Price data

Ø price 5 days Ø volume 5 days (pcs.)	0.97 EUR (0)
Ø price 30 days Ø volume 30 days (pcs.)	1.00 EUR (0)
Ø price 100 days Ø volume 100 days (pcs.)	1.06 EUR (0)
Ø price 250 days Ø volume 250 days (pcs.)	1.13 EUR (2)
YTD High date	1.38 EUR (2024/01/09)
YTD Low date	0.93 EUR (2024/05/03)
52 Weeks High date	1.49 EUR (2023/07/27)
52 Weeks Low date	0.90 EUR (2023/12/27)

Arbitrage views

Exchange 	Date	Time	Price	Trading volume (mio.)	Number of trades
Tradegate	2024/06/21	22:02	1.01 EUR	0.00	1
TSX Venture Exchange	2024/06/21	21:59	1.44 CAD	0.10	67
Stuttgart	2024/06/21	21:53	0.995 EUR	0.00	12
Nasdaq	2024/06/21	22:30	1.06 USD	0.03	154
Munich	2024/06/21	08:04	1.03 EUR	0.00	1

	21					
Frankfurt	2024/06/ 21	08:02	1.01 EUR	0.00		2
Duesseldorf	2024/06/ 21	19:31	0.97 EUR	0.00		7
Berlin	2024/06/ 21	20:22	0.99 EUR	0.00		15

Company profile

Company Logo



Company Profile

-

Contact Details

ZENTEK

--

Telefon: -

Fax: -

E-mail: -