

ZENTEK LTD.

ISIN: CA98942X1024

WKN: 98942X102

Overview

2024/06/14 19:32:23

Price

0.945 EUR

Difference  -4.06% (-0.04)

General attributes

ISIN CA98942X1024

Symbol ZTEK

Exchange Duesseldorf

Currency EUR

Sector Chemical / Pharmaceutical / Health

Security type Stock

Market cap (m) 100 EUR

Benchmark S&P/TSX 60 INDEX

Market data

Bid (Bid size) -

Ask (Ask size) -

Open 0.995 EUR

High 0.995 EUR

Low 0.945 EUR

Close (prev. day) 0.985 EUR

VWAP -

Volume (pcs) 0

Trading volume 0.00

Number of trades 7

Last size 0

Futures and Options

Related Futures -




Related Options -

5y



Information about previous performance does not guarantee future performance.
Source: FactSet

Recent research

on sector			
Date		Headline	Download
2024/06/14		Equity Weekly	
2024/06/14		Global Equity Ratings	
2024/06/14		Aktienempfehlungen Global	
2024/06/11		Aktienempfehlungen Österreich	
2024/05/29		Global Equity Ratings	

Details

2024/06/14 19:32:23

Price

0.945 EUR

Difference ▼ -4.06% (-0.04)

General attributes

ISIN	CA98942X1024
Symbol	ZTEK
Exchange	Duesseldorf
Currency	EUR
Sector	Chemical / Pharmaceutical / Health
Security type	Stock
Market cap (m)	100 EUR
Benchmark	S&P/TSX 60 INDEX

Market data

Bid (Bid size)	-
Ask (Ask size)	-
Open	0.995 EUR
High	0.995 EUR
Low	0.945 EUR
Close (prev. day)	0.985 EUR
VWAP	-
Volume (pcs)	0
Trading volume	0.00
Number of trades	7
Last size	0

Performance and Risk

	6m	1y	3y
Perf (%)	+0.53%	-37.42%	-
Perf (abs.)	+0.01	-0.57	-
Beta	0.49	0.21	1.08
Volatility	54.58	49.79	-

5y



Information about previous performance does not guarantee future performance.
Source: FactSet

Price data

Ø price 5 days Ø volume 5 days (pcs.)	0.982 EUR (0)
Ø price 30 days Ø volume 30 days (pcs.)	1.001 EUR (0)
Ø price 100 days Ø volume 100 days (pcs.)	1.068 EUR (0)
Ø price 250 days Ø volume 250 days (pcs.)	1.139 EUR (2)
YTD High date	1.380 EUR (2024/01/09)
YTD Low date	0.925 EUR (2024/05/03)
52 Weeks High date	1.490 EUR (2023/06/15)
52 Weeks Low date	0.900 EUR (2023/12/27)

Arbitrage views

Exchange ⊕	Date	Time	Price	Trading volume (mio.)	Number of trades
Tradegate	2024/06/14	22:26	0.995 EUR	0.00	1
TSX Venture Exchange	2024/06/14	21:59	1.50 CAD	0.09	71
Stuttgart	2024/06/14	17:48	0.96 EUR	0.00	11
Nasdaq	2024/06/14	22:30	1.065 USD	0.11	290
Munich	2024/06/14	08:04	1.02 EUR	0.00	1

	14					
Frankfurt	2024/06/ 14	08:06	1.00 EUR	0.00		2
Duesseldorf	2024/06/ 14	19:32	0.945 EUR	0.00		7
Berlin	2024/06/ 14	20:22	0.975 EUR	0.00		15

Company profile

Company Logo



Company Profile

-

Contact Details

ZENTEK

--

Telefon: -

Fax: -

E-mail: -