

## CAPITAL POWER CORP.

ISIN: CA14042M1023 WKN: -

## Overview

2024/07/12 22:02:02

Price  
28.40 EURDifference  0.71% (0.20)

## General attributes

ISIN	CA14042M1023
Symbol	CPX
Exchange	Tradegate
Currency	EUR
Sector	Utilities
Security type	Stock
Market cap (m)	3,675 EUR
Benchmark	S&P/TSX 60 INDEX

## Market data

Bid (Bid size)	28.20 EUR (214)
Ask (Ask size)	28.40 EUR (211)
Open	28.40 EUR
High	28.40 EUR
Low	28.40 EUR
Close (prev. day)	28.20 EUR
VWAP	27.40 EUR
Volume (pcs)	-
Trading volume	-
Number of trades	1
Last size	-

## Futures and Options

Related Futures	-
Related Options	-








5y



Information about previous performance does not guarantee future performance.  
Source: FactSet

## Recent research

on sector

Date	Headline	Download
2024/07/12	 Global Equity Ratings	
2024/07/12	 Aktienempfehlungen Global	
2024/07/09	 Aktienempfehlungen Österreich	
2024/06/24	 Aktienempfehlungen Österreich	
2024/06/21	 Global Equity Ratings	

## Details

2024/07/12 22:02:02

**Price**  
28.40 EUR

**Difference** ▲ 0.71% (0.20)

## General attributes

ISIN	CA14042M1023
Symbol	CPX
Exchange	Tradegate
Currency	EUR
Sector	Utilities
Security type	Stock
Market cap (m)	3,675 EUR
Benchmark	S&P/TSX 60 INDEX

## Market data

Bid (Bid size)	28.20 EUR (214)
Ask (Ask size)	28.40 EUR (211)
Open	28.40 EUR
High	28.40 EUR
Low	28.40 EUR
Close (prev. day)	28.20 EUR
VWAP	27.40 EUR
Volume (pcs)	-
Trading volume	-
Number of trades	1
Last size	-

## Performance and Risk

	6m	1y	3y
Perf (%)	+13.71%	+2.92%	-
Perf (abs.)	+3.40	+0.80	-
Beta	0.43	1.05	0.67
Volatility	19.11	22.33	-

5y



Information about previous performance does not guarantee future performance.  
Source: FactSet

## Price data

Ø price 5 days   Ø volume 5 days (pcs.)	27.12 EUR (2)
Ø price 30 days   Ø volume 30 days (pcs.)	27.24 EUR (71)
Ø price 100 days   Ø volume 100 days (pcs.)	26.05 EUR (79)
Ø price 250 days   Ø volume 250 days (pcs.)	26.25 EUR (55)
YTD High   date	29.00 EUR (2024/06/17)
YTD Low   date	24.00 EUR (2024/04/25)
52 Weeks High   date	29.40 EUR (2023/09/15)
52 Weeks Low   date	24.00 EUR (2023/10/27)

## Arbitrage views

Exchange <span>⊕</span>	Date	Time	Price	Trading volume (mio.)	Number of trades
Tradegate	2024/07/12	22:02	28.40 EUR	0.00	1
Toronto Stock Exchange	2024/07/12	22:00	42.05 CAD	22.85	2,831
Stuttgart	2024/07/12	20:14	28.20 EUR	0.00	12
Munich	2024/07/12	08:02	27.80 EUR	0.00	2
Frankfurt	2024/07/12	08:03	28.00 EUR	0.00	2

	12					
FINRA other OTC Issues	2024/07/12	21:24	31.088 USD	0.92		6
Duesseldorf	2024/07/12	08:11	27.60 EUR	0.00		3
Berlin	2024/07/12	20:22	28.20 EUR	0.00		15

## Company profile

### Company Logo



### Contact Details

CAPITAL POWER CORP.

--

----

Telefon: -

Fax: -

E-mail: -

### Company Profile

-

#### Members of Management Board

Brian Vaasjo Chairman of Managing Board

Šacquie Pylypiuk Member of Executive Committee

Bryan DeNeve Member of Executive Committee

Chris Kopecky Member of Executive Committee

Darcy Trufyn Member of Executive Committee

Kate Chisholm Member of Executive Committee

Sandra Haskins Member of Executive Committee

Steve Owens Member of Executive Committee

#### Board of directors

Jill Gardiner Chairman of Supervisory Board

Barry Perry Member of Supervisory Board

Brian Trent Member of Supervisory Board

Carolyn Graham Member of Supervisory Board

Doyle Beneby Member of Supervisory Board

Gary Bosgoed Member of Supervisory Board

Jane Peverett Member of Supervisory Board

Kelly Huntington Member of Supervisory Board

Robert Phillips Member of Supervisory Board