

GREENERGY RENOVABLES SA EUR0.35

ISIN: **ES0105079000** WKN: -

Overview

2024/07/26 17:35:27

Price

34.95 EUR

Difference  -0.14% (-0.05)

General attributes

ISIN	ES0105079000
Symbol	GRE
Exchange	BME Continuous Market
Currency	EUR
Sector	Utilities
Security type	Stock
Market cap (m)	1,070 EUR
Benchmark	IBEX 35

Market data

Bid (Bid size)	-
Ask (Ask size)	-
Open	35.00 EUR
High	35.00 EUR
Low	34.55 EUR
Close (prev. day)	35.00 EUR
VWAP	34.896828 EUR
Volume (pcs)	25,028
Trading volume	873,397.80
Number of trades	278
Last size	5

Futures and Options

Related Futures	-
Related Options	-











5y



Information about previous performance does not guarantee future performance.

Source: FactSet

Recent research

on sector		on market	
Date		Headline	Download
2024/07/26		Equity Weekly	
2024/07/24		Global Equity Ratings	
2024/07/24		Aktienempfehlungen Global	
2024/07/15		Aktienempfehlungen Global	
2024/07/12		Global Equity Ratings	

Details

2024/07/26 17:35:27

Price

34.95 EUR

Difference  -0.14% (-0.05)

General attributes

ISIN	ES0105079000
Symbol	GRE
Exchange	BME Continuous Market
Currency	EUR
Sector	Utilities
Security type	Stock
Market cap (m)	1,070 EUR
Benchmark	IBEX 35

Market data

Bid (Bid size)	-
Ask (Ask size)	-
Open	35.00 EUR
High	35.00 EUR
Low	34.55 EUR
Close (prev. day)	35.00 EUR
VWAP	34.896828 EUR
Volume (pcs)	25,028
Trading volume	873,397.80
Number of trades	278
Last size	5

Performance and Risk

	6m	1y	3y
Perf (%)	+13.62%	+24.20%	-
Perf (abs.)	+4.19	+6.81	-
Beta	1.07	1.25	0.86
Volatility	41.25	39.15	-

5y



Information about previous performance does not guarantee future performance.
Source: FactSet

Price data

Ø price 5 days Ø volume 5 days (pcs.)	34.69 EUR (21,784)
Ø price 30 days Ø volume 30 days (pcs.)	34.32 EUR (34,397)
Ø price 100 days Ø volume 100 days (pcs.)	29.29 EUR (49,422)
Ø price 250 days Ø volume 250 days (pcs.)	27.70 EUR (48,312)
YTD High date	36.65 EUR (2024/07/12)
YTD Low date	22.42 EUR (2024/03/20)
52 Weeks High date	36.65 EUR (2024/07/12)
52 Weeks Low date	18.20 EUR (2023/10/06)

Arbitrage views

Exchange 	Date	Time	Price	Trading volume (mio.)	Number of trades
Tradegate	2024/07/26	22:26	35.05 EUR	0.01	1
Stuttgart	2024/07/26	08:17	35.00 EUR	0.00	3
Munich	2024/07/26	08:19	34.95 EUR	0.00	2
Frankfurt	2024/07/26	15:29	34.15 EUR	0.00	4
Duesseldorf	2024/07/26	19:31	34.75 EUR	0.00	7

	26						
Berlin	2024/07/26	21:50	35.00	EUR	0.00		17
BME Continuous Market	2024/07/26	17:35	34.95	EUR	0.87		278

Company profile

Company Logo

Contact Details

GREENERGY RENOVABLES SA

--

Telefon: -

Fax: -

E-mail: -

Company Profile

-