

## GREENERGY RENOVABLES SA EUR0.35

ISIN: **ES0105079000** WKN: -

## Overview

2024/07/26 17:35:27

Price

34.95 EUR

Difference  -0.14% (-0.05)

## General attributes

|                |                       |
|----------------|-----------------------|
| ISIN           | ES0105079000          |
| Symbol         | GRE                   |
| Exchange       | BME Continuous Market |
| Currency       | EUR                   |
| Sector         | Utilities             |
| Security type  | Stock                 |
| Market cap (m) | 1,070 EUR             |
| Benchmark      | IBEX 35               |

## Market data

|                   |               |
|-------------------|---------------|
| Bid (Bid size)    | -             |
| Ask (Ask size)    | -             |
| Open              | 35.00 EUR     |
| High              | 35.00 EUR     |
| Low               | 34.55 EUR     |
| Close (prev. day) | 35.00 EUR     |
| VWAP              | 34.896828 EUR |
| Volume (pcs)      | 25,028        |
| Trading volume    | 873,397.80    |
| Number of trades  | 278           |
| Last size         | 5             |

## Futures and Options

|                 |   |
|-----------------|---|
| Related Futures | - |
| Related Options | - |







5y



Information about previous performance does not guarantee future performance.

Source: FactSet

## Recent research

| on sector  |                                                                                     | on market                 |                                                                                       |
|------------|-------------------------------------------------------------------------------------|---------------------------|---------------------------------------------------------------------------------------|
| Date       |                                                                                     | Headline                  | Download                                                                              |
| 2024/07/26 |  | Equity Weekly             |  |
| 2024/07/24 |  | Global Equity Ratings     |  |
| 2024/07/24 |  | Aktienempfehlungen Global |  |
| 2024/07/15 |  | Aktienempfehlungen Global |  |
| 2024/07/12 |  | Global Equity Ratings     |  |

## Details

2024/07/26 17:35:27

## Price

34.95 EUR

Difference ▼ -0.14% (-0.05)

## General attributes

|                |                       |
|----------------|-----------------------|
| ISIN           | ES0105079000          |
| Symbol         | GRE                   |
| Exchange       | BME Continuous Market |
| Currency       | EUR                   |
| Sector         | Utilities             |
| Security type  | Stock                 |
| Market cap (m) | 1,070 EUR             |
| Benchmark      | IBEX 35               |

## Market data

|                   |               |
|-------------------|---------------|
| Bid (Bid size)    | -             |
| Ask (Ask size)    | -             |
| Open              | 35.00 EUR     |
| High              | 35.00 EUR     |
| Low               | 34.55 EUR     |
| Close (prev. day) | 35.00 EUR     |
| VWAP              | 34.896828 EUR |
| Volume (pcs)      | 25,028        |
| Trading volume    | 873,397.80    |
| Number of trades  | 278           |
| Last size         | 5             |

## Performance and Risk

|             | 6m      | 1y      | 3y   |
|-------------|---------|---------|------|
| Perf (%)    | +13.62% | +24.20% | -    |
| Perf (abs.) | +4.19   | +6.81   | -    |
| Beta        | 1.07    | 1.25    | 0.86 |
| Volatility  | 41.25   | 39.15   | -    |

5y



Information about previous performance does not guarantee future performance.  
Source: FactSet

## Price data

|                                             |                        |
|---------------------------------------------|------------------------|
| Ø price 5 days   Ø volume 5 days (pcs.)     | 34.69 EUR (21,784)     |
| Ø price 30 days   Ø volume 30 days (pcs.)   | 34.32 EUR (34,397)     |
| Ø price 100 days   Ø volume 100 days (pcs.) | 29.29 EUR (49,422)     |
| Ø price 250 days   Ø volume 250 days (pcs.) | 27.70 EUR (48,312)     |
| YTD High   date                             | 36.65 EUR (2024/07/12) |
| YTD Low   date                              | 22.42 EUR (2024/03/20) |
| 52 Weeks High   date                        | 36.65 EUR (2024/07/12) |
| 52 Weeks Low   date                         | 18.20 EUR (2023/10/06) |

## Arbitrage views

| Exchange    | Date       | Time  | Price     | Trading volume (mio.) | Number of trades |
|-------------|------------|-------|-----------|-----------------------|------------------|
| Tradegate   | 2024/07/26 | 22:26 | 35.05 EUR | 0.01                  | 1                |
| Stuttgart   | 2024/07/26 | 08:17 | 35.00 EUR | 0.00                  | 3                |
| Munich      | 2024/07/26 | 08:19 | 34.95 EUR | 0.00                  | 2                |
| Frankfurt   | 2024/07/26 | 15:29 | 34.15 EUR | 0.00                  | 4                |
| Duesseldorf | 2024/07/26 | 19:31 | 34.75 EUR | 0.00                  | 7                |

|                       |            |       |       |     |      |  |     |
|-----------------------|------------|-------|-------|-----|------|--|-----|
|                       | 26         |       |       |     |      |  |     |
| Berlin                | 2024/07/26 | 21:50 | 35.00 | EUR | 0.00 |  | 17  |
| BME Continuous Market | 2024/07/26 | 17:35 | 34.95 | EUR | 0.87 |  | 278 |

## Company profile

### Company Logo

#### Contact Details

GREENERGY RENOVABLES SA

--

----

Telefon: -

Fax: -

E-mail: -

### Company Profile

-