

SOUTHERN SILVER EX

ISIN: CA8438142033 WKN: -

Overview

2024/07/26 21:54:21

Price
0.23 CADDifference  -2.13% (-0.01)

General attributes

ISIN	CA8438142033
Symbol	SSV
Exchange	TSX Venture Exchange
Currency	CAD
Sector	Energy / Commodities
Security type	Stock
Market cap (m)	46 EUR
Benchmark	S&P/TSX 60 INDEX

Market data

Bid (Bid size)	0.22 CAD (50,000)
Ask (Ask size)	0.235 CAD (500)
Open	0.235 CAD
High	0.24 CAD
Low	0.23 CAD
Close (prev. day)	0.235 CAD
VWAP	0.233732 CAD
Volume (pcs)	147,982
Trading volume	34,588.13
Number of trades	47
Last size	2,000











Futures and Options

Related Futures	-
Related Options	-



Information about previous performance does not guarantee future performance.
Source: FactSet

Recent research

on sector	Date	Headline	Download
	2024/07/26	 Equity Weekly	
	2024/07/24	 Global Equity Ratings	
	2024/07/24	 Aktienempfehlungen Global	
	2024/07/15	 Aktienempfehlungen Global	
	2024/07/12	 Equity Weekly	

Details

2024/07/26 21:54:21

Price

0.23 CAD

Difference ▼ -2.13% (-0.01)

General attributes

ISIN	CA8438142033
Symbol	SSV
Exchange	TSX Venture Exchange
Currency	CAD
Sector	Energy / Commodities
Security type	Stock
Market cap (m)	46 EUR
Benchmark	S&P/TSX 60 INDEX

Market data

Bid (Bid size)	0.22 CAD (50,000)
Ask (Ask size)	0.235 CAD (500)
Open	0.235 CAD
High	0.24 CAD
Low	0.23 CAD
Close (prev. day)	0.235 CAD
VWAP	0.233732 CAD
Volume (pcs)	147,982
Trading volume	34,588.13
Number of trades	47
Last size	2,000

Performance and Risk

	6m	1y	3y
Perf (%)	+58.62%	+12.20%	-
Perf (abs.)	+0.09	+0.03	-
Beta	1.85	1.00	1.62
Volatility	90.67	80.77	-

5y



Information about previous performance does not guarantee future performance.
Source: FactSet

Price data

Ø price 5 days Ø volume 5 days (pcs.)	0.24 CAD (123,327)
Ø price 30 days Ø volume 30 days (pcs.)	0.26 CAD (240,631)
Ø price 100 days Ø volume 100 days (pcs.)	0.23 CAD (257,139)
Ø price 250 days Ø volume 250 days (pcs.)	0.18 CAD (164,249)
YTD High date	0.34 CAD (2024/05/21)
YTD Low date	0.11 CAD (2024/02/14)
52 Weeks High date	0.34 CAD (2024/05/21)
52 Weeks Low date	0.11 CAD (2024/02/14)

All listings for SOUTHERN SILVER EX

Exchange	Date	Time	Price	Trading volume (mio.)	Number of trades
Tradegate	2024/07/26	22:02	0.157 EUR	0.00	1
TSX Venture Exchange	2024/07/26	21:54	0.23 CAD	0.03	47
Stuttgart	2024/07/26	14:44	0.1505 EUR	0.00	5
Munich	2024/07/26	08:02	0.172 EUR	0.00	1
Frankfurt	2024/07/26	08:05	0.142 EUR	0.00	2

	26					
FINRA other OTC Issues	2024/07/ 26	21:58	0.1657	USD	0.05	26
Duesseldorf	2024/07/ 26	19:32	0.1525	EUR	0.00	7
Berlin	2024/07/ 26	20:48	0.156	EUR	0.00	20

Company profile

Company Logo

Contact Details

SOUTHERN SILVER EXPL CORP.

--

Telefon: -

Fax: -

E-mail: -

Company Profile

-