

SOUTHERN SILVER EX

ISIN: CA8438142033 WKN: -

Overview

2024/06/26 20:24:56

Price
0.23 CADDifference  -2.13% (-0.01)

General attributes

ISIN	CA8438142033
Symbol	SSV
Exchange	TSX Venture Exchange
Currency	CAD
Sector	Energy / Commodities
Security type	Stock
Market cap (m)	47 EUR
Benchmark	S&P/TSX 60 INDEX

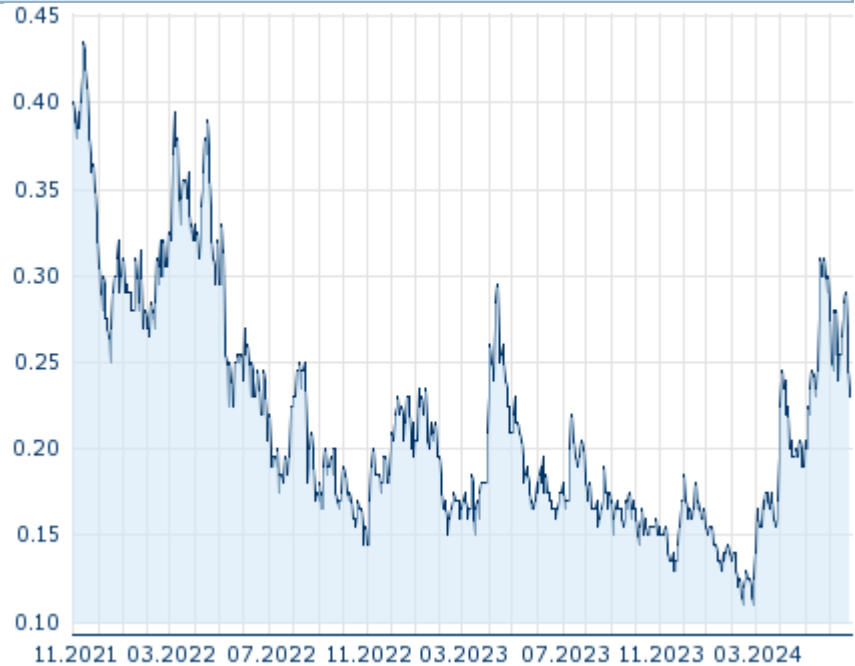
Market data

Bid (Bid size)	0.23 CAD (78,500)
Ask (Ask size)	0.235 CAD (5,500)
Open	0.235 CAD
High	0.235 CAD
Low	0.23 CAD
Close (prev. day)	0.235 CAD
VWAP	0.234573 CAD
Volume (pcs)	98,934
Trading volume	23,207.24
Number of trades	25
Last size	8,000

Futures and Options


Related Futures	-
Related Options	-

5y



Information about previous performance does not guarantee future performance.
Source: FactSet

Recent research

on sector			
Date		Headline	Download
2024/06/24		Aktienempfehlungen Österreich	
2024/06/21		Global Equity Ratings	
2024/06/21		Aktienempfehlungen Global	
2024/06/14		Equity Weekly	
2024/06/14		Global Equity Ratings	

Details

2024/06/26 20:24:56

Price

0.23 CAD

Difference 📉 -2.13% (-0.01)

General attributes

ISIN	CA8438142033
Symbol	SSV
Exchange	TSX Venture Exchange
Currency	CAD
Sector	Energy / Commodities
Security type	Stock
Market cap (m)	47 EUR
Benchmark	S&P/TSX 60 INDEX

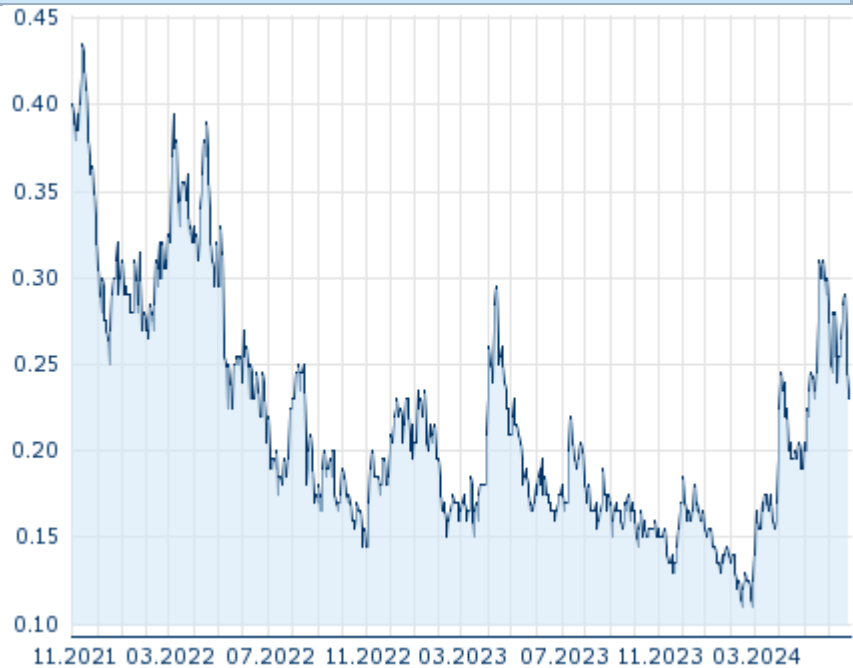
Market data

Bid (Bid size)	0.23 CAD (78,500)
Ask (Ask size)	0.235 CAD (5,500)
Open	0.235 CAD
High	0.235 CAD
Low	0.23 CAD
Close (prev. day)	0.235 CAD
VWAP	0.234573 CAD
Volume (pcs)	98,934
Trading volume	23,207.24
Number of trades	25
Last size	8,000

Performance and Risk

	6m	1y	3y
Perf (%)	+46.88%	+46.88%	-
Perf (abs.)	+0.08	+0.08	-
Beta	1.65	1.20	1.64
Volatility	87.98	81.07	-

5y



Information about previous performance does not guarantee future performance.
Source: FactSet

Price data

Ø price 5 days Ø volume 5 days (pcs.)	0.27 CAD (322,976)
Ø price 30 days Ø volume 30 days (pcs.)	0.27 CAD (417,117)
Ø price 100 days Ø volume 100 days (pcs.)	0.20 CAD (244,901)
Ø price 250 days Ø volume 250 days (pcs.)	0.18 CAD (150,972)
YTD High date	0.34 CAD (2024/05/21)
YTD Low date	0.11 CAD (2024/02/14)
52 Weeks High date	0.34 CAD (2024/05/21)
52 Weeks Low date	0.11 CAD (2024/02/14)

Arbitrage views

Exchange 📍	Date	Time	Price	Trading volume (mio.)	Number of trades
Tradegate	2024/06/26	22:02	0.159 EUR	0.01	4
TSX Venture Exchange	2024/06/26	20:24	0.23 CAD	0.02	25
Stuttgart	2024/06/26	19:15	0.153 EUR	0.00	8
Munich	2024/06/26	08:03	0.176 EUR	0.00	1
Frankfurt	2024/06/26	08:01	0.146 EUR	0.00	1

	26					
FINRA other OTC Issues	2024/06/26	21:34	0.1717 USD	0.01		9
Duesseldorf	2024/06/26	19:31	0.152 EUR	0.00		5
Berlin	2024/06/26	20:48	0.161 EUR	0.00		20

Company profile

Company Logo

Contact Details

SOUTHERN SILVER EXPL CORP.

--

Telefon: -

Fax: -

E-mail: -

Company Profile

-