

VOLVO CAR AB

ISIN: SE0021628898

WKN: -

Overview

2024/09/18 19:31:59

Price
2.218 EURDifference  -0.63% (-0.01)

General attributes

ISIN	SE0021628898
Symbol	VOLCAR B
Exchange	Duesseldorf
Currency	EUR
Sector	Automotive
Security type	Stock
Market cap (m)	6,640 EUR
Benchmark	OMX STOCKHOLM 30 INDEX

Market data

Bid (Bid size)	-
Ask (Ask size)	-
Open	2.234 EUR
High	2.234 EUR
Low	2.216 EUR
Close (prev. day)	2.232 EUR
VWAP	-
Volume (pcs)	0
Trading volume	0.00
Number of trades	7
Last size	0

Futures and Options







Related Futures	28
Related Options	-



Information about previous performance does not guarantee future performance.

Source: FactSet

Recent research

on sector			
Date		Headline	Download
2024/09/11		Global Equity Ratings	
2024/09/11		Aktienempfehlungen Global	
2024/09/09		Aktienempfehlungen Österreich	
2024/09/05		Global Equity Ratings	
2024/09/05		Aktienempfehlungen Global	

Details

2024/09/18 19:31:59

Price

2.218 EUR

Difference  -0.63% (-0.01)

General attributes

ISIN	SE0021628898
Symbol	VOLCAR B
Exchange	Duesseldorf
Currency	EUR
Sector	Automotive
Security type	Stock
Market cap (m)	6,640 EUR
Benchmark	OMX STOCKHOLM 30 INDEX

Market data

Bid (Bid size)	-
Ask (Ask size)	-
Open	2.234 EUR
High	2.234 EUR
Low	2.216 EUR
Close (prev. day)	2.232 EUR
VWAP	-
Volume (pcs)	0
Trading volume	0.00
Number of trades	7
Last size	0

Performance and Risk

	6m	1y	3y
Perf (%)	-28.20%	-34.11%	-
Perf (abs.)	-0.87	-1.15	-
Beta	-	-	-
Volatility	53.51	55.80	-

5y



Information about previous performance does not guarantee future performance.
Source: FactSet

Price data

Ø price 5 days Ø volume 5 days (pcs.)	2.180 EUR (0)
Ø price 30 days Ø volume 30 days (pcs.)	2.389 EUR (0)
Ø price 100 days Ø volume 100 days (pcs.)	2.710 EUR (0)
Ø price 250 days Ø volume 250 days (pcs.)	2.997 EUR (10)
YTD High date	3.873 EUR (2024/04/09)
YTD Low date	2.027 EUR (2024/09/11)
52 Weeks High date	4.079 EUR (2023/10/16)
52 Weeks Low date	2.027 EUR (2024/09/11)

Arbitrage views

Exchange 	Date	Time	Price	Trading volume (mio.)	Number of trades
Tradegate	2024/09/18	22:26	2.23 EUR	0.03	39
Stuttgart	2024/09/18	15:31	2.208 EUR	0.00	12
Nasdaq Stockholm	2024/09/18	18:00	25.23 SEK	81.89	5,426
Munich	2024/09/18	08:06	2.229 EUR	0.00	2
London Stock Exchange	2024/	17:25	25.325 SEK	0.00	1

European Trade Reporting	09/18					
Hanover	2024/ 09/18	08:01	2.228 EUR	0.00		3
Hamburg	2024/ 09/18	17:25	2.207 EUR	0.00		2
Frankfurt	2024/ 09/18	15:29	2.215 EUR	0.00		4
FINRA other OTC Issues	2024/ 09/13	16:40	2.47 USD	0.05		1
Duesseldorf	2024/ 09/18	19:31	2.218 EUR	0.00		7
Berlin	2024/ 09/18	08:12	2.24 EUR	0.00		3

Company profile

Company Logo

V O L V O

Company Profile

-

Contact Details

VOLVO CAR

--

Telefon: -

Fax: -

E-mail: -