

## VOLVO CAR AB

ISIN: SE0021628898

WKN: -

## Overview

2024/07/26 08:00:48

Price  
2.621 EURDifference  -0.49% (-0.01)

## General attributes

|                |                        |
|----------------|------------------------|
| ISIN           | SE0021628898           |
| Symbol         | VOLCAR B               |
| Exchange       | Munich                 |
| Currency       | EUR                    |
| Sector         | Automotive             |
| Security type  | Stock                  |
| Market cap (m) | 8,004 EUR              |
| Benchmark      | OMX STOCKHOLM 30 INDEX |

## Market data

|                   |           |
|-------------------|-----------|
| Bid (Bid size)    | -         |
| Ask (Ask size)    | -         |
| Open              | 2.621 EUR |
| High              | 2.621 EUR |
| Low               | 2.621 EUR |
| Close (prev. day) | 2.634 EUR |
| VWAP              | 3.029 EUR |
| Volume (pcs)      | 0         |
| Trading volume    | 0.00      |
| Number of trades  | 2         |
| Last size         | 0         |

## Futures and Options

|                 |    |
|-----------------|----|
| Related Futures | 23 |
| Related Options | -  |





5y



Information about previous performance does not guarantee future performance.

Source: FactSet

## Recent research

| on sector  |   |                               |   |
|------------|---|-------------------------------|---|
| Date       |   | Headline                      | Download  |
| 2024/07/24 |  | Global Equity Ratings         |  |
| 2024/07/24 |  | Aktienempfehlungen Global     |  |
| 2024/07/15 |  | Aktienempfehlungen Global     |  |
| 2024/07/12 |  | Global Equity Ratings         |  |
| 2024/07/09 |  | Aktienempfehlungen Österreich |  |

## Details

2024/07/26 08:00:48

## Price

2.621 EUR

Difference ▼ -0.49% (-0.01)

## General attributes

|                |                        |
|----------------|------------------------|
| ISIN           | SE0021628898           |
| Symbol         | VOLCAR B               |
| Exchange       | Munich                 |
| Currency       | EUR                    |
| Sector         | Automotive             |
| Security type  | Stock                  |
| Market cap (m) | 8,004 EUR              |
| Benchmark      | OMX STOCKHOLM 30 INDEX |

## Market data

|                   |           |
|-------------------|-----------|
| Bid (Bid size)    | -         |
| Ask (Ask size)    | -         |
| Open              | 2.621 EUR |
| High              | 2.621 EUR |
| Low               | 2.621 EUR |
| Close (prev. day) | 2.634 EUR |
| VWAP              | 3.029 EUR |
| Volume (pcs)      | 0         |
| Trading volume    | 0.00      |
| Number of trades  | 2         |
| Last size         | 0         |

## Performance and Risk

|             | 6m      | 1y      | 3y   |
|-------------|---------|---------|------|
| Perf (%)    | +10.03% | -40.92% | -    |
| Perf (abs.) | +0.24   | -1.82   | -    |
| Beta        | 1.38    | 1.51    | 1.62 |
| Volatility  | 64.54   | 56.69   | -    |

5y



Information about previous performance does not guarantee future performance.

Source: FactSet

## Price data

|   |                        |
|---|------------------------|
| Ø price 5 days   Ø volume 5 days (pcs.)     | 2.705 EUR (0)          |
| Ø price 30 days   Ø volume 30 days (pcs.)   | 2.813 EUR (0)          |
| Ø price 100 days   Ø volume 100 days (pcs.) | 3.052 EUR (46)         |
| Ø price 250 days   Ø volume 250 days (pcs.) | 3.198 EUR (35)         |
| YTD High   date                             | 3.869 EUR (2024/04/10) |
| YTD Low   date                              | 2.228 EUR (2024/01/18) |
| 52 Weeks High   date                        | 4.531 EUR (2023/07/28) |
| 52 Weeks Low   date                         | 2.228 EUR (2024/01/18) |

## Arbitrage views

| Exchange <span>⊕</span> | Date       | Time  | Price      | Trading volume (mio.) | Number of trades |
|-------------------------|------------|-------|------------|-----------------------|------------------|
| Tradegate               | 2024/07/26 | 22:26 | 2.696 EUR  | 0.01                  | 2                |
| Stuttgart               | 2024/07/26 | 15:08 | 2.715 EUR  | 0.00                  | 10               |
| Nasdaq Stockholm        | 2024/07/26 | 18:00 | 31.56 SEK  | 129.40                | 5,233            |
| Munich                  | 2024/07/26 | 08:00 | 2.621 EUR  | 0.00                  | 2                |
| London Stock Exchange   | 2024/      | 17:25 | 31.545 SEK | 0.00                  | 2                |

|                          |                |       |           |      |  |   |
|--------------------------|----------------|-------|-----------|------|--|---|
| European Trade Reporting | 07/26          |       |           |      |  |   |
| Hanover                  | 2024/<br>07/26 | 08:01 | 2.622 EUR | 0.00 |  | 3 |
| Hamburg                  | 2024/<br>07/26 | 08:01 | 2.622 EUR | 0.00 |  | 3 |
| Frankfurt                | 2024/<br>07/26 | 15:29 | 2.724 EUR | 0.00 |  | 4 |
| FINRA other OTC Issues   | 2024/<br>07/24 | 17:11 | 2.94 USD  | 0.03 |  | 4 |
| Duesseldorf              | 2024/<br>07/26 | 19:32 | 2.683 EUR | 0.00 |  | 7 |
| Berlin                   | 2024/<br>07/26 | 08:52 | 2.619 EUR | 0.00 |  | 3 |

## Company profile

### Company Logo

**V O L V O**

### Company Profile

-

### Contact Details

VOLVO CAR

--

----

Telefon: -

Fax: -

E-mail: -