

VOLVO CAR AB

ISIN: SE0021628898

WKN: -

Overview

2024/06/26 08:00:24

Price
2.918 EURDifference  -0.34% (-0.01)

General attributes

ISIN	SE0021628898
Symbol	VOLCAR B
Exchange	Munich
Currency	EUR
Sector	Automotive
Security type	Stock
Market cap (m)	9,005 EUR
Benchmark	OMX STOCKHOLM 30 INDEX

Market data

Bid (Bid size)	2.922 EUR (4,000)
Ask (Ask size)	2.934 EUR (4,000)
Open	2.918 EUR
High	2.918 EUR
Low	2.918 EUR
Close (prev. day)	2.928 EUR
VWAP	3.029 EUR
Volume (pcs)	0
Trading volume	0.00
Number of trades	1
Last size	0

Futures and Options

Related Futures	23
Related Options	-











5y



Information about previous performance does not guarantee future performance.
Source: FactSet

Recent research

on sector

Date	Headline	Download
2024/06/24	 Aktienempfehlungen Österreich	
2024/06/21	 Global Equity Ratings	
2024/06/21	 Aktienempfehlungen Global	
2024/06/14	 Global Equity Ratings	
2024/06/14	 Aktienempfehlungen Global	

Details

2024/06/26 08:00:24

Price

2.918 EUR

Difference ▼ -0.34% (-0.01)

General attributes

ISIN	SE0021628898
Symbol	VOLCAR B
Exchange	Munich
Currency	EUR
Sector	Automotive
Security type	Stock
Market cap (m)	9,005 EUR
Benchmark	OMX STOCKHOLM 30 INDEX

Market data

Bid (Bid size)	2.922 EUR (4,000)
Ask (Ask size)	2.934 EUR (4,000)
Open	2.918 EUR
High	2.918 EUR
Low	2.918 EUR
Close (prev. day)	2.928 EUR
VWAP	3.029 EUR
Volume (pcs)	0
Trading volume	0.00
Number of trades	1
Last size	0

Performance and Risk

	6m	1y	3y
Perf (%)	+0.24%	-18.69%	-
Perf (abs.)	+0.01	-0.67	-
Beta	1.48	1.45	1.63
Volatility	64.14	55.82	-

5y



Information about previous performance does not guarantee future performance.
Source: FactSet

Price data

Ø price 5 days Ø volume 5 days (pcs.)	2.812 EUR (0)
Ø price 30 days Ø volume 30 days (pcs.)	2.935 EUR (0)
Ø price 100 days Ø volume 100 days (pcs.)	3.154 EUR (46)
Ø price 250 days Ø volume 250 days (pcs.)	3.322 EUR (58)
YTD High date	3.869 EUR (2024/04/10)
YTD Low date	2.228 EUR (2024/01/18)
52 Weeks High date	4.564 EUR (2023/07/25)
52 Weeks Low date	2.228 EUR (2024/01/18)

All listings for VOLVO CAR AB

Exchange	Date	Time	Price	Trading volume (mio.)	Number of trades
Tradegate	2024/06/25	22:26	2.934 EUR	0.01	4
Stuttgart	2024/06/26	13:46	2.92 EUR	0.00	6
Nasdaq Stockholm	2024/06/26	14:10	33.105 SEK	24.66	1,940
Munich	2024/06/26	08:00	2.918 EUR	0.00	1
London Stock Exchange	2024/	09:00	33.055 SEK	0.00	1

European Trade Reporting	06/26					
Hanover	2024/ 06/26	08:00	2.918 EUR	0.00		1
Hamburg	2024/ 06/26	08:00	2.918 EUR	0.00		1
Frankfurt	2024/ 06/26	09:59	2.935 EUR	0.00		2
FINRA other OTC Issues	2024/ 06/24	15:53	3.17 USD	0.02		1
Duesseldorf	2024/ 06/26	12:31	2.943 EUR	0.00		3
Berlin	2024/ 06/26	08:05	2.93 EUR	0.00		1

Company profile

Company Logo

V O L V O

Company Profile

-

Contact Details

VOLVO CAR

--

Telefon: -

Fax: -

E-mail: -