

VOLVO CAR AB

ISIN: SE0021628898

WKN: -

Overview

2024/07/26 08:52:47

Price
2.619 EURDifference  -1.02% (-0.03)

General attributes

ISIN	SE0021628898
Symbol	VOLCAR B
Exchange	Berlin
Currency	EUR
Sector	Automotive
Security type	Stock
Market cap (m)	8,006 EUR
Benchmark	OMX STOCKHOLM 30 INDEX

Market data

Bid (Bid size)	-
Ask (Ask size)	-
Open	2.619 EUR
High	2.619 EUR
Low	2.619 EUR
Close (prev. day)	2.646 EUR
VWAP	-
Volume (pcs)	0
Trading volume	0.00
Number of trades	3
Last size	0

Futures and Options

Related Futures	23
Related Options	-

5y












Information about previous performance does not guarantee future performance.

Source: FactSet

Recent research

on sector

Date		Headline	Download
2024/07/24		Global Equity Ratings	
2024/07/24		Aktienempfehlungen Global	
2024/07/15		Aktienempfehlungen Global	
2024/07/12		Global Equity Ratings	
2024/07/09		Aktienempfehlungen Österreich	

Details

2024/07/26 08:52:47

Price

2.619 EUR

Difference ▼ -1.02% (-0.03)

General attributes

ISIN	SE0021628898
Symbol	VOLCAR B
Exchange	Berlin
Currency	EUR
Sector	Automotive
Security type	Stock
Market cap (m)	8,006 EUR
Benchmark	OMX STOCKHOLM 30 INDEX

Market data

Bid (Bid size)	-
Ask (Ask size)	-
Open	2.619 EUR
High	2.619 EUR
Low	2.619 EUR
Close (prev. day)	2.646 EUR
VWAP	-
Volume (pcs)	0
Trading volume	0.00
Number of trades	3
Last size	0

Performance and Risk

	6m	1y	3y
Perf (%)	+10.04%	-41.00%	-
Perf (abs.)	+0.24	-1.82	-
Beta	1.38	1.51	1.62
Volatility	66.32	56.47	-

5y



Information about previous performance does not guarantee future performance.
Source: FactSet

Price data

Ø price 5 days Ø volume 5 days (pcs.)	2.715 EUR (0)
Ø price 30 days Ø volume 30 days (pcs.)	2.829 EUR (2)
Ø price 100 days Ø volume 100 days (pcs.)	3.063 EUR (42)
Ø price 250 days Ø volume 250 days (pcs.)	3.206 EUR (73)
YTD High date	3.888 EUR (2024/04/10)
YTD Low date	2.243 EUR (2024/01/18)
52 Weeks High date	4.528 EUR (2023/07/27)
52 Weeks Low date	2.243 EUR (2024/01/18)

Arbitrage views

Exchange ⊕	Date	Time	Price	Trading volume (mio.)	Number of trades
Tradegate	2024/07/26	22:26	2.696 EUR	0.01	2
Stuttgart	2024/07/26	15:08	2.715 EUR	0.00	10
Nasdaq Stockholm	2024/07/26	18:00	31.56 SEK	129.40	5,233
Munich	2024/07/26	08:00	2.621 EUR	0.00	2
London Stock Exchange	2024/	17:25	31.545 SEK	0.00	2

European Trade Reporting	07/26					
Hanover	2024/ 07/26	08:01	2.622 EUR	0.00		3
Hamburg	2024/ 07/26	08:01	2.622 EUR	0.00		3
Frankfurt	2024/ 07/26	15:29	2.724 EUR	0.00		4
FINRA other OTC Issues	2024/ 07/24	17:11	2.94 USD	0.03		4
Duesseldorf	2024/ 07/26	19:32	2.683 EUR	0.00		7
Berlin	2024/ 07/26	08:52	2.619 EUR	0.00		3

Company profile

Company Logo

V O L V O

Company Profile

-

Contact Details

VOLVO CAR

--

Telefon: -

Fax: -

E-mail: -