

VOLVO CAR AB

ISIN: SE0021628898

WKN: -

Overview

2024/07/11 08:16:15

Price
2.714 EURDifference  -2.58% (-0.07)

General attributes

ISIN	SE0021628898
Symbol	VOLCAR B
Exchange	Berlin
Currency	EUR
Sector	Automotive
Security type	Stock
Market cap (m)	8,388 EUR
Benchmark	OMX STOCKHOLM 30 INDEX

Market data

Bid (Bid size)	2.794 EUR (1,500)
Ask (Ask size)	2.813 EUR (1,500)
Open	2.714 EUR
High	2.714 EUR
Low	2.714 EUR
Close (prev. day)	2.786 EUR
VWAP	-
Volume (pcs)	0
Trading volume	0.00
Number of trades	1
Last size	0

Futures and Options

Related Futures	23
Related Options	-









5y



Information about previous performance does not guarantee future performance.
Source: FactSet

Recent research

on sector

Date	Headline	Download
2024/07/09	 Aktienempfehlungen Österreich	
2024/06/24	 Aktienempfehlungen Österreich	
2024/06/21	 Global Equity Ratings	
2024/06/21	 Aktienempfehlungen Global	
2024/06/14	 Global Equity Ratings	

Details

2024/07/11 08:16:15

Price

2.714 EUR

Difference ▼ -2.58% (-0.07)

General attributes

ISIN	SE0021628898
Symbol	VOLCAR B
Exchange	Berlin
Currency	EUR
Sector	Automotive
Security type	Stock
Market cap (m)	8,388 EUR
Benchmark	OMX STOCKHOLM 30 INDEX

Market data

Bid (Bid size)	2.794 EUR (1,500)
Ask (Ask size)	2.813 EUR (1,500)
Open	2.714 EUR
High	2.714 EUR
Low	2.714 EUR
Close (prev. day)	2.786 EUR
VWAP	-
Volume (pcs)	0
Trading volume	0.00
Number of trades	1
Last size	0

Performance and Risk

	6m	1y	3y
Perf (%)	+2.65%	-26.70%	-
Perf (abs.)	+0.07	-1.02	-
Beta	1.32	1.44	1.61
Volatility	65.48	55.56	-

5y



Information about previous performance does not guarantee future performance.
Source: FactSet

Price data

Ø price 5 days Ø volume 5 days (pcs.)	2.816 EUR (0)
Ø price 30 days Ø volume 30 days (pcs.)	2.944 EUR (50)
Ø price 100 days Ø volume 100 days (pcs.)	3.125 EUR (41)
Ø price 250 days Ø volume 250 days (pcs.)	3.283 EUR (77)
YTD High date	3.888 EUR (2024/04/10)
YTD Low date	2.243 EUR (2024/01/18)
52 Weeks High date	4.563 EUR (2023/07/25)
52 Weeks Low date	2.243 EUR (2024/01/18)

All listings for VOLVO CAR AB

Exchange	Date	Time	Price	Trading volume (mio.)	Number of trades
Tradegate	2024/07/11	17:48	2.806 EUR	0.01	2
Stuttgart	2024/07/11	15:35	2.793 EUR	0.00	12
Nasdaq Stockholm	2024/07/11	18:00	32.155 SEK	123.18	4,336
Munich	2024/07/11	08:00	2.70 EUR	0.00	1
London Stock Exchange	2024/	17:25	31.87 SEK	0.00	2

European Trade Reporting	07/11					
Hanover	2024/ 07/11	08:04	2.703 EUR	0.00		1
Hamburg	2024/ 07/11	08:00	2.70 EUR	0.00		1
Frankfurt	2024/ 07/11	15:29	2.80 EUR	0.00		3
FINRA other OTC Issues	2024/ 07/11	18:20	3.04 USD	0.02		1
Duesseldorf	2024/ 07/11	19:32	2.78 EUR	0.00		5
Berlin	2024/ 07/11	08:16	2.714 EUR	0.00		1

Company profile

Company Logo

V O L V O

Company Profile

-

Contact Details

VOLVO CAR

--

Telefon: -

Fax: -

E-mail: -