

VOLVO CAR AB

ISIN: SE0021628898

WKN: -

Overview

2024/06/26 08:05:08

Price
2.93 EURDifference  -0.37% (-0.01)

General attributes

ISIN	SE0021628898
Symbol	VOLCAR B
Exchange	Berlin
Currency	EUR
Sector	Automotive
Security type	Stock
Market cap (m)	9,005 EUR
Benchmark	OMX STOCKHOLM 30 INDEX

Market data

Bid (Bid size)	2.927 EUR (3,000)
Ask (Ask size)	2.929 EUR (3,000)
Open	2.93 EUR
High	2.93 EUR
Low	2.93 EUR
Close (prev. day)	2.941 EUR
VWAP	-
Volume (pcs)	0
Trading volume	0.00
Number of trades	1
Last size	0

Futures and Options

Related Futures	23
Related Options	-










5y



Information about previous performance does not guarantee future performance.
Source: FactSet

Recent research

on sector

Date	Headline	Download
2024/06/24	 Aktienempfehlungen Österreich	
2024/06/21	 Global Equity Ratings	
2024/06/21	 Aktienempfehlungen Global	
2024/06/14	 Global Equity Ratings	
2024/06/14	 Aktienempfehlungen Global	

Details

2024/06/26 08:05:08

Price
2.93 EURDifference ▼ -0.37% (-0.01)

General attributes

ISIN	SE0021628898
Symbol	VOLCAR B
Exchange	Berlin
Currency	EUR
Sector	Automotive
Security type	Stock
Market cap (m)	9,005 EUR
Benchmark	OMX STOCKHOLM 30 INDEX

Market data

Bid (Bid size)	2.927 EUR (3,000)
Ask (Ask size)	2.929 EUR (3,000)
Open	2.93 EUR
High	2.93 EUR
Low	2.93 EUR
Close (prev. day)	2.941 EUR
VWAP	-
Volume (pcs)	0
Trading volume	0.00
Number of trades	1
Last size	0

Performance and Risk

	6m	1y	3y
Perf (%)	+0.65%	-18.40%	-
Perf (abs.)	+0.02	-0.66	-
Beta	1.48	1.45	1.63
Volatility	65.44	55.26	-

5y



Information about previous performance does not guarantee future performance.
Source: FactSet

Price data

Ø price 5 days Ø volume 5 days (pcs.)	2.83 EUR (0)
Ø price 30 days Ø volume 30 days (pcs.)	2.95 EUR (50)
Ø price 100 days Ø volume 100 days (pcs.)	3.16 EUR (55)
Ø price 250 days Ø volume 250 days (pcs.)	3.33 EUR (77)
YTD High date	3.89 EUR (2024/04/10)
YTD Low date	2.24 EUR (2024/01/18)
52 Weeks High date	4.56 EUR (2023/07/25)
52 Weeks Low date	2.24 EUR (2024/01/18)

All listings for VOLVO CAR AB

Exchange 📍	Date	Time	Price	Trading volume (mio.)	Number of trades
Tradegate	2024/06/25	22:26	2.934 EUR	0.01	4
Stuttgart	2024/06/26	13:46	2.92 EUR	0.00	6
Nasdaq Stockholm	2024/06/26	14:10	33.105 SEK	24.66	1,940
Munich	2024/06/26	08:00	2.918 EUR	0.00	1
London Stock Exchange	2024/	09:00	33.055 SEK	0.00	1

European Trade Reporting	06/26					
Hanover	2024/ 06/26	08:00	2.918 EUR	0.00		1
Hamburg	2024/ 06/26	08:00	2.918 EUR	0.00		1
Frankfurt	2024/ 06/26	09:59	2.935 EUR	0.00		2
FINRA other OTC Issues	2024/ 06/24	15:53	3.17 USD	0.02		1
Duesseldorf	2024/ 06/26	12:31	2.943 EUR	0.00		3
Berlin	2024/ 06/26	08:05	2.93 EUR	0.00		1

Company profile

Company Logo

V O L V O

Company Profile

-

Contact Details

VOLVO CAR

--

Telefon: -

Fax: -

E-mail: -