

VOLVO CAR AB

ISIN: SE0021628898

WKN: -

Overview

2024/07/11 08:00:26

Price
2.70 EURDifference  -2.67% (-0.07)

General attributes

ISIN	SE0021628898
Symbol	VOLCAR B
Exchange	Hamburg
Currency	EUR
Sector	Automotive
Security type	Stock
Market cap (m)	8,388 EUR
Benchmark	OMX STOCKHOLM 30 INDEX

Market data

Bid (Bid size)	2.77 EUR (1,000)
Ask (Ask size)	2.826 EUR (1,000)
Open	2.70 EUR
High	2.70 EUR
Low	2.70 EUR
Close (prev. day)	2.774 EUR
VWAP	-
Volume (pcs)	0
Trading volume	0.00
Number of trades	1
Last size	0

Futures and Options

Related Futures	23
Related Options	-







5y



Information about previous performance does not guarantee future performance.
Source: FactSet

Recent research

on sector

Date	Headline	Download
2024/07/09	 Aktienempfehlungen Österreich	
2024/06/24	 Aktienempfehlungen Österreich	
2024/06/21	 Global Equity Ratings	
2024/06/21	 Aktienempfehlungen Global	
2024/06/14	 Global Equity Ratings	

Details

2024/07/11 08:00:26

Price
2.70 EUR

Difference ▼ -2.67% (-0.07)

General attributes

ISIN	SE0021628898
Symbol	VOLCAR B
Exchange	Hamburg
Currency	EUR
Sector	Automotive
Security type	Stock
Market cap (m)	8,388 EUR
Benchmark	OMX STOCKHOLM 30 INDEX

Market data

Bid (Bid size)	2.77 EUR (1,000)
Ask (Ask size)	2.826 EUR (1,000)
Open	2.70 EUR
High	2.70 EUR
Low	2.70 EUR
Close (prev. day)	2.774 EUR
VWAP	-
Volume (pcs)	0
Trading volume	0.00
Number of trades	1
Last size	0

Performance and Risk

	6m	1y	3y
Perf (%)	+2.29%	-27.13%	-
Perf (abs.)	+0.06	-1.03	-
Beta	1.32	1.44	1.61
Volatility	63.40	54.96	-

5y



Information about previous performance does not guarantee future performance.
Source: FactSet

Price data

Ø price 5 days Ø volume 5 days (pcs.)	2.80 EUR (0)
Ø price 30 days Ø volume 30 days (pcs.)	2.92 EUR (0)
Ø price 100 days Ø volume 100 days (pcs.)	3.11 EUR (2)
Ø price 250 days Ø volume 250 days (pcs.)	3.28 EUR (24)
YTD High date	3.87 EUR (2024/04/10)
YTD Low date	2.23 EUR (2024/01/18)
52 Weeks High date	4.57 EUR (2023/07/25)
52 Weeks Low date	2.23 EUR (2024/01/18)

All listings for VOLVO CAR AB

Exchange	Date	Time	Price	Trading volume (mio.)	Number of trades
Tradegate	2024/07/11	17:48	2.806 EUR	0.01	2
Stuttgart	2024/07/11	15:35	2.793 EUR	0.00	12
Nasdaq Stockholm	2024/07/11	18:00	32.155 SEK	123.18	4,336
Munich	2024/07/11	08:00	2.70 EUR	0.00	1
London Stock Exchange	2024/	17:25	31.87 SEK	0.00	2

European Trade Reporting	07/11					
Hanover	2024/ 07/11	08:04	2.703 EUR	0.00		1
Hamburg	2024/ 07/11	08:00	2.70 EUR	0.00		1
Frankfurt	2024/ 07/11	15:29	2.80 EUR	0.00		3
FINRA other OTC Issues	2024/ 07/11	18:20	3.04 USD	0.02		1
Duesseldorf	2024/ 07/11	19:32	2.78 EUR	0.00		5
Berlin	2024/ 07/11	08:16	2.714 EUR	0.00		1

Company profile

Company Logo

V O L V O

Company Profile

-

Contact Details

VOLVO CAR

--

Telefon: -

Fax: -

E-mail: -