

## AUTOSTORE HOLDINGS LTD.

ISIN: **BMG0670A1099** WKN: -

## Overview

2024/09/13 08:07:22

Price  
0.806 EURDifference  0.00% (0.00)

## General attributes

ISIN	BMG0670A1099
Symbol	AUTO
Exchange	Munich
Currency	EUR
Sector	Automotive
Security type	Stock
Market cap (m)	3,305 EUR
Benchmark	MSCI WORLD INDEX (STRD, UHD)

## Market data

Bid (Bid size)	-
Ask (Ask size)	-
Open	0.806 EUR
High	0.806 EUR
Low	0.806 EUR
Close (prev. day)	0.806 EUR
VWAP	0.955 EUR
Volume (pcs)	0
Trading volume	0.00
Number of trades	1
Last size	0

## Futures and Options











Related Futures	-
Related Options	-

5y



Information about previous performance does not guarantee future performance.  
Source: FactSet

## Recent research

on sector			
Date		Headline	Download
2024/09/11		Global Equity Ratings	
2024/09/11		Aktienempfehlungen Global	
2024/09/09		Aktienempfehlungen Österreich	
2024/09/05		Global Equity Ratings	
2024/09/05		Aktienempfehlungen Global	

## Details

2024/09/13 08:07:22

**Price**  
0.806 EUR

**Difference**  0.00% (0.00)

## General attributes

ISIN	BMG0670A1099
Symbol	AUTO
Exchange	Munich
Currency	EUR
Sector	Automotive
Security type	Stock
Market cap (m)	3,305 EUR
Benchmark	MSCI WORLD INDEX (STRD, UHD)

## Market data

Bid (Bid size)	-
Ask (Ask size)	-
Open	0.806 EUR
High	0.806 EUR
Low	0.806 EUR
Close (prev. day)	0.806 EUR
VWAP	0.955 EUR
Volume (pcs)	0
Trading volume	0.00
Number of trades	1
Last size	0

## Performance and Risk

	6m	1y	3y
Perf (%)	-49.80%	-44.83%	-
Perf (abs.)	-0.80	-0.66	-
Beta	-	-	-
Volatility	34.73	42.07	-

5y



Information about previous performance does not guarantee future performance.  
Source: FactSet

## Price data

Ø price 5 days   Ø volume 5 days (pcs.)	0.806 EUR (0)
Ø price 30 days   Ø volume 30 days (pcs.)	0.949 EUR (133)
Ø price 100 days   Ø volume 100 days (pcs.)	1.170 EUR (54)
Ø price 250 days   Ø volume 250 days (pcs.)	1.366 EUR (43)
YTD High   date	1.870 EUR (2024/01/16)
YTD Low   date	0.806 EUR (2024/09/09)
52 Weeks High   date	1.870 EUR (2024/01/16)
52 Weeks Low   date	0.806 EUR (2024/09/09)

## All listings for AUTOSTORE HOLDINGS LTD.

Exchange 	Date	Time	Price	Trading volume (mio.)	Number of trades
Tradegate	2024/09/13	22:26	0.823 EUR	0.01	4
Stuttgart	2024/09/13	16:37	0.7805 EUR	0.00	13
Munich	2024/09/13	08:07	0.806 EUR	0.00	1
London Stock Exchange European Trade Reporting	2024/09/13	16:20	40.00 NOK	0.00	1
Frankfurt	2024/	12:00	0.81 EUR	0.00	1

	09/13					
First North Stockholm	2024/ 09/12	18:00	9.45 NOK	0.08		1
Duesseldorf	2024/ 09/13	08:11	0.791 EUR	0.00		3
Berlin	2024/ 09/13	21:43	0.8215 EUR	0.00		19

## Company profile

### Company Logo



### Company Profile

-

### Contact Details

AUTOSTORE HOLDINGS

--

----

Telefon: -

Fax: -

E-mail: -