

INTERNATIONAL FLAVORS & FRAGRANCES INC.

ISIN: **US4595061015** WKN: **459506101**

Overview

2024/08/16 22:26:26

Price
89.42 EURDifference  -0.95% (-0.86)

General attributes

ISIN	US4595061015
Symbol	IFF
Exchange	Tradegate
Currency	EUR
Sector	Chemical / Pharmaceutical / Health
Security type	Stock
Market cap (m)	22,969 EUR
Benchmark	S&P 500

Market data

Bid (Bid size)	89.16 EUR (62)
Ask (Ask size)	89.68 EUR (62)
Open	90.04 EUR
High	90.04 EUR
Low	89.42 EUR
Close (prev. day)	90.28 EUR
VWAP	89.66815 EUR
Volume (pcs)	432
Trading volume	38,736.64
Number of trades	4
Last size	160

Futures and Options





Related Futures	-
Related Options	-

5y



Information about previous performance does not guarantee future performance.
Source: FactSet

Recent research

on sector		on market	
Date		Headline	Download
2024/08/16		Equity Weekly	
2024/08/13		Aktienempfehlungen Österreich	
2024/08/12		Global Equity Ratings	
2024/08/12		Aktienempfehlungen Global	
2024/08/09		Equity Weekly	

Details

2024/08/16 22:26:26

Price

89.42 EUR

Difference 📉 -0.95% (-0.86)

General attributes

ISIN	US4595061015
Symbol	IFF
Exchange	Tradegate
Currency	EUR
Sector	Chemical / Pharmaceutical / Health
Security type	Stock
Market cap (m)	22,969 EUR
Benchmark	S&P 500

Market data

Bid (Bid size)	89.16 EUR (62)
Ask (Ask size)	89.68 EUR (62)
Open	90.04 EUR
High	90.04 EUR
Low	89.42 EUR
Close (prev. day)	90.28 EUR
VWAP	89.66815 EUR
Volume (pcs)	432
Trading volume	38,736.64
Number of trades	4
Last size	160

Performance and Risk

	6m	1y	3y
Perf (%)	+18.75%	+53.38%	-32.33%
Perf (abs.)	+14.12	+31.12	-42.73
Beta	0.85	0.83	0.95
Volatility	26.97	25.31	32.19

5y



Information about previous performance does not guarantee future performance.

Source: FactSet

Price data

Ø price 5 days Ø volume 5 days (pcs.)	88.60 EUR (121)
Ø price 30 days Ø volume 30 days (pcs.)	89.31 EUR (149)
Ø price 100 days Ø volume 100 days (pcs.)	86.59 EUR (285)
Ø price 250 days Ø volume 250 days (pcs.)	76.24 EUR (361)
YTD High date	93.14 EUR (2024/07/30)
YTD Low date	67.00 EUR (2024/02/21)
52 Weeks High date	93.14 EUR (2024/07/30)
52 Weeks Low date	57.20 EUR (2023/08/18)

All listings for INTERNATIONAL FLAVORS & FRAGRANCES INC.

Exchange	Date	Time	Price	Trading volume (mio.)	Number of trades
Vienna Stock Exchange	2024/08/16	17:32	89.28 EUR	0.00	5
Tradegate	2024/08/16	22:26	89.42 EUR	0.04	4
Stuttgart	2024/08/16	08:04	90.18 EUR	0.00	3
NYSE	2024/08/16	22:00	98.58 USD	111.82	17,465
Munich	2024/08/16	08:07	90.06 EUR	0.00	2

	16						
London Stock Exchange	2020/10/13	15:46	101.419 EUR	0.00		1	
Frankfurt	2024/08/16	08:06	90.06 EUR	0.00		2	
Duesseldorf	2024/08/16	19:31	89.24 EUR	0.00		6	
Berlin	2024/08/16	08:08	90.20 EUR	0.00		3	

Company profile

Company Logo



Contact Details

INTERNATIONAL FLAVORS &
FRAGRANCES INC.

--

521 West 57th Street - 10019-2960 New
York

Telefon: +1-212-765-5500

Fax: +1-212-708-7132

E-mail: -

Company Profile

-

Members of Management Board

Roger Ferguson	Chairman of Board of Directors
Kathryn Boor	Member of Board of Directors
Carol Davidson	Member of Board of Directors
Christina Gold	Member of Board of Directors
Dawn Willoughby	Member of Board of Directors
Gary Hu	Member of Board of Directors
John Ferraro	Member of Board of Directors
Kevin O'Byrne	Member of Board of Directors
Margarita Paláu-Hernández	Member of Board of Directors
Mark Costa	Member of Board of Directors
J. Erik Fyrwald	Chairman of Managing Board
Angela Strzelecki	Member of Executive Committee
Glenn Richter	Member of Executive Committee
Jennifer Johnson	Member of Executive Committee
Michael DeVeau	Member of Executive Committee
Simon Herriott	Member of Executive Committee
Vic Verma	Member of Executive Committee