

EBUSCO HOLDING BV

ISIN: NL0015000CZ2 WKN: -

Overview

2024/07/17 13:25:07

Price

1.354 EUR

Difference  -4.92% (-0.07)

General attributes

ISIN	NL0015000CZ2
Symbol	EBUS
Exchange	Berlin
Currency	EUR
Sector	Automotive
Security type	Stock
Market cap (m)	97 EUR
Benchmark	AMSTERDAM EXCHANGES INDEX

Market data

Bid (Bid size)	1.255 EUR (20,100)
Ask (Ask size)	1.441 EUR (17,550)
Open	1.416 EUR
High	1.426 EUR
Low	1.345 EUR
Close (prev. day)	1.424 EUR
VWAP	-
Volume (pcs)	0
Trading volume	0.00
Number of trades	8
Last size	0

Futures and Options









Related Futures	-
Related Options	-



Information about previous performance does not guarantee future performance.

Source: FactSet

Recent research

on sector		on market	
Date		Headline	Download
2024/07/15		Aktienempfehlungen Global	
2024/07/12		Global Equity Ratings	
2024/07/09		Aktienempfehlungen Österreich	
2024/06/24		Aktienempfehlungen Österreich	
2024/06/21		Global Equity Ratings	

Details

2024/07/17 13:25:07

Price

1.354 EUR

Difference ▼ -4.92% (-0.07)

General attributes

ISIN	NL001500CZ2
Symbol	EBUS
Exchange	Berlin
Currency	EUR
Sector	Automotive
Security type	Stock
Market cap (m)	97 EUR
Benchmark	AMSTERDAM EXCHANGES INDEX

Market data

Bid (Bid size)	1.255 EUR (20,100)
Ask (Ask size)	1.441 EUR (17,550)
Open	1.416 EUR
High	1.426 EUR
Low	1.345 EUR
Close (prev. day)	1.424 EUR
VWAP	-
Volume (pcs)	0
Trading volume	0.00
Number of trades	8
Last size	0

Performance and Risk

	6m	1y	3y
Perf (%)	-65.90%	-83.15%	-
Perf (abs.)	-2.75	-7.03	-
Beta	2.29	1.66	1.09
Volatility	71.16	71.48	-

5y



Information about previous performance does not guarantee future performance.
Source: FactSet

Price data

Ø price 5 days Ø volume 5 days (pcs.)	1.508 EUR (0)
Ø price 30 days Ø volume 30 days (pcs.)	2.018 EUR (0)
Ø price 100 days Ø volume 100 days (pcs.)	2.693 EUR (0)
Ø price 250 days Ø volume 250 days (pcs.)	4.521 EUR (0)
YTD High date	4.860 EUR (2024/01/02)
YTD Low date	1.393 EUR (2024/07/16)
52 Weeks High date	8.870 EUR (2023/07/20)
52 Weeks Low date	1.393 EUR (2024/07/16)

Arbitrage views

Exchange <input type="checkbox"/>	Date	Time	Price	Trading volume (mio.)	Number of trades
Tradegate	2024/07/17	13:13	1.35 EUR	0.00	4
Stuttgart	2024/07/17	08:03	1.408 EUR	0.00	1
Munich	2024/07/17	08:19	1.426 EUR	0.00	1
Frankfurt	2024/07/17	09:59	1.358 EUR	0.00	2
Euronext	2024/07/17	14:13	1.35 EUR	0.47	351

Amsterdam	17						
Duesseldorf	2024/07/ 17	08:11	1.407	EUR	0.00		1
Berlin	2024/07/ 17	13:25	1.354	EUR	0.00		8

Company profile

Company Logo



Company Profile

-

Contact Details

EBUSCO HOLDING

--

Telefon: -

Fax: -

E-mail: -