

FORAN MINING CORP.

ISIN: CA3449112018 WKN: -

Overview

2024/07/26 08:11:53

Price
2.28 EURDifference  -4.20% (-0.10)

General attributes

ISIN	CA3449112018
Symbol	FOM
Exchange	Duesseldorf
Currency	EUR
Sector	Energy / Commodities
Security type	Stock
Market cap (m)	759 EUR
Benchmark	S&P/TSX 60 INDEX

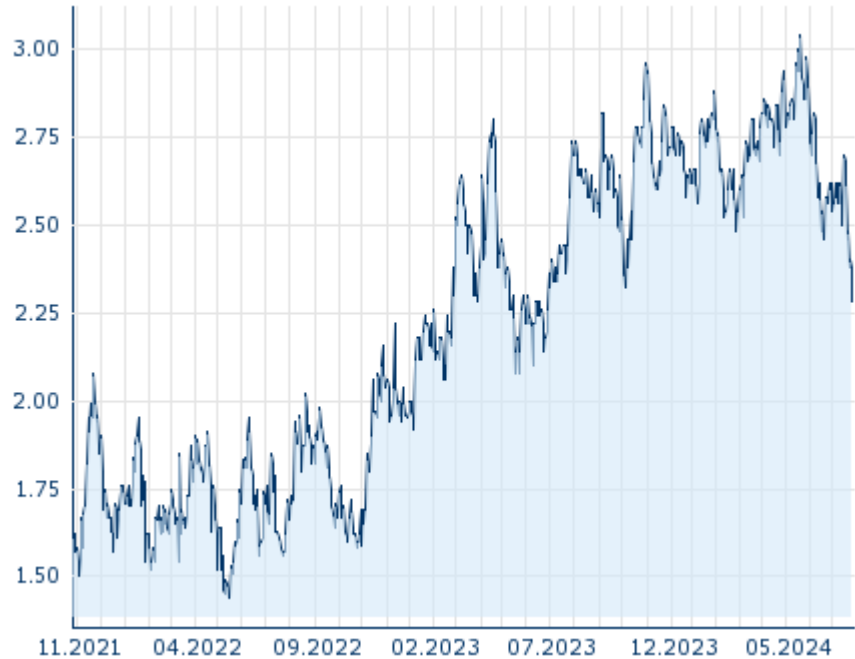
Market data

Bid (Bid size)	-
Ask (Ask size)	-
Open	2.28 EUR
High	2.28 EUR
Low	2.28 EUR
Close (prev. day)	2.38 EUR
VWAP	-
Volume (pcs)	0
Trading volume	0.00
Number of trades	3
Last size	0

Futures and Options






Related Futures	-
Related Options	-

5y



Information about previous performance does not guarantee future performance.
Source: FactSet

Recent research

on sector			
Date		Headline	Download
2024/07/26		Equity Weekly	
2024/07/24		Global Equity Ratings	
2024/07/24		Aktienempfehlungen Global	
2024/07/15		Aktienempfehlungen Global	
2024/07/12		Equity Weekly	

Details

2024/07/26 08:11:53

Price

2.28 EUR

Difference 📉 -4.20% (-0.10)

General attributes

ISIN	CA3449112018
Symbol	FOM
Exchange	Duesseldorf
Currency	EUR
Sector	Energy / Commodities
Security type	Stock
Market cap (m)	759 EUR
Benchmark	S&P/TSX 60 INDEX

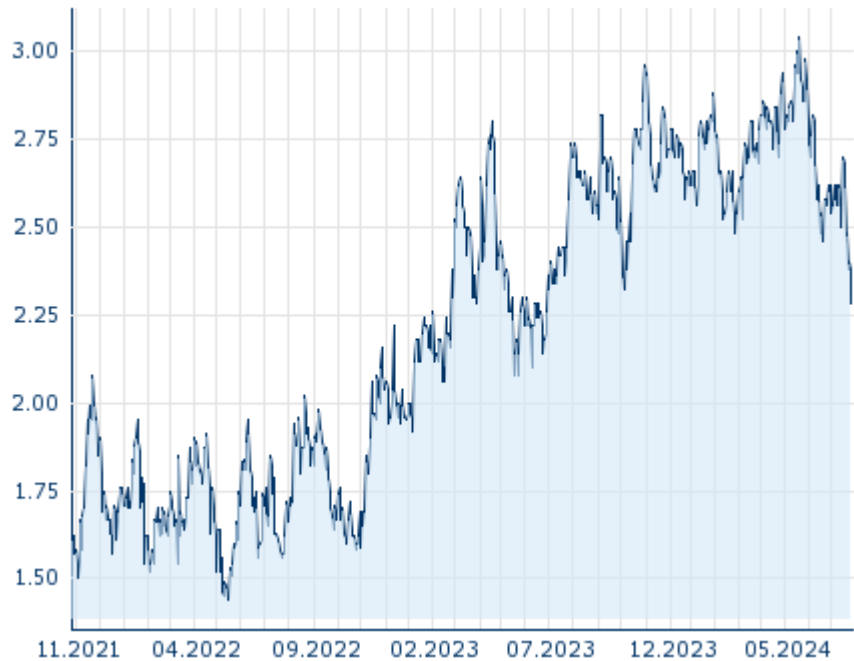
Market data

Bid (Bid size)	-
Ask (Ask size)	-
Open	2.28 EUR
High	2.28 EUR
Low	2.28 EUR
Close (prev. day)	2.38 EUR
VWAP	-
Volume (pcs)	0
Trading volume	0.00
Number of trades	3
Last size	0

Performance and Risk

	6m	1y	3y
Perf (%)	-19.15%	-10.94%	-
Perf (abs.)	-0.54	-0.28	-
Beta	0.97	0.66	1.04
Volatility	37.40	37.01	-

5y



Information about previous performance does not guarantee future performance.
Source: FactSet

Price data

Ø price 5 days Ø volume 5 days (pcs.)	2.38 EUR (0)
Ø price 30 days Ø volume 30 days (pcs.)	2.54 EUR (0)
Ø price 100 days Ø volume 100 days (pcs.)	2.72 EUR (13)
Ø price 250 days Ø volume 250 days (pcs.)	2.69 EUR (5)
YTD High date	3.04 EUR (2024/05/22)
YTD Low date	2.28 EUR (2024/07/26)
52 Weeks High date	3.04 EUR (2024/05/22)
52 Weeks Low date	2.28 EUR (2023/10/05)

All listings for FORAN MINING CORP.

Exchange 📍	Date	Time	Price	Trading volume (mio.)	Number of trades
Toronto Stock Exchange	2024/07/26	22:00	3.73 CAD	3.91	2,513
Stuttgart	2024/07/26	20:15	2.54 EUR	0.01	5
Munich	2024/07/26	16:03	2.40 EUR	0.00	2
Frankfurt	2024/07/26	08:10	2.22 EUR	0.00	2
FINRA other OTC	2024/07/26	21:59	2.70 USD	0.10	3

Issues	26						
Duesseldorf	2024/07/26	08:11	2.28	EUR	0.00		3

Company profile

Company Logo



Company Profile

-

Contact Details

FORAN MINING

--

Telefon: -

Fax: -

E-mail: -