

ALDEYRA THERAPEUTICS INC.

ISIN: **US01438T1060** WKN: **01438T106**

Overview

2024/09/13 19:30:30

Price
5.34 EURDifference  -4.68% (-0.26)

General attributes

ISIN	US01438T1060
Symbol	ALDX
Exchange	Duesseldorf
Currency	EUR
Sector	-
Security type	Stock
Market cap (m)	323 EUR
Benchmark	S&P 500

Market data

Bid (Bid size)	-
Ask (Ask size)	-
Open	5.524 EUR
High	5.612 EUR
Low	5.34 EUR
Close (prev. day)	5.602 EUR
VWAP	-
Volume (pcs)	0
Trading volume	0.00
Number of trades	7
Last size	0

Futures and Options











Related Futures	-
Related Options	-

5y



Information about previous performance does not guarantee future performance.
Source: FactSet

Recent research

on market		
Date	Headline	Download
2024/09/11	 Global Equity Ratings	
2024/09/11	 Aktienempfehlungen Global	
2024/09/09	 Marktkommentar	
2024/09/05	 Global Equity Ratings	
2024/09/05	 Aktienempfehlungen Global	

Details

2024/09/13 19:30:30

Price

5.34 EUR

Difference ▼ -4.68% (-0.26)

General attributes

ISIN	US01438T1060
Symbol	ALDX
Exchange	Duesseldorf
Currency	EUR
Sector	-
Security type	Stock
Market cap (m)	323 EUR
Benchmark	S&P 500

Market data

Bid (Bid size)	-
Ask (Ask size)	-
Open	5.524 EUR
High	5.612 EUR
Low	5.34 EUR
Close (prev. day)	5.602 EUR
VWAP	-
Volume (pcs)	0
Trading volume	0.00
Number of trades	7
Last size	0

Performance and Risk

	6m	1y	3y
Perf (%)	+101.97%	-17.27%	-
Perf (abs.)	+2.70	-1.12	-
Beta	-	-	-
Volatility	83.00	141.46	-

5y



Information about previous performance does not guarantee future performance.

Source: FactSet

Price data

Ø price 5 days Ø volume 5 days (pcs.)	5.42 EUR (0)
Ø price 30 days Ø volume 30 days (pcs.)	4.71 EUR (7)
Ø price 100 days Ø volume 100 days (pcs.)	3.85 EUR (2)
Ø price 250 days Ø volume 250 days (pcs.)	3.43 EUR (4)
YTD High date	5.73 EUR (2024/09/04)
YTD Low date	2.50 EUR (2024/03/15)
52 Weeks High date	6.55 EUR (2023/09/14)
52 Weeks Low date	1.35 EUR (2023/10/24)

All listings for ALDEYRA THERAPEUTICS INC.

Exchange	Date	Time	Price	Trading volume (mio.)	Number of trades
Tradegate	2024/09/13	22:26	5.438 EUR	0.01	5
Stuttgart	2024/09/13	20:07	5.31 EUR	0.00	6
Nasdaq	2024/09/13	22:00	6.03 USD	2.67	5,178
Munich	2024/09/13	19:55	5.342 EUR	0.01	2
Frankfurt	2024/09/13	08:20	5.532 EUR	0.00	2
Duesseldorf	2024/09/13	19:30	5.34 EUR	0.00	7
Berlin	2024/09/13	20:30	5.346 EUR	0.00	19

Company profile

Company Logo



Company Profile

-

Contact Details

ALDEYRA THERAPEUTICS

--

Telefon: -

Fax: -

E-mail: -