

## GREENPOWER MOTOR COMPANY INC.

ISIN: CA39540E3023 WKN: 39540E302

## Overview

2024/07/26 08:12:36

Price  
0.965 EURDifference  -6.31% (-0.07)

## General attributes

|                |                  |
|----------------|------------------|
| ISIN           | CA39540E3023     |
| Symbol         | GP               |
| Exchange       | Frankfurt        |
| Currency       | EUR              |
| Sector         | Automotive       |
| Security type  | Stock            |
| Market cap (m) | 27 EUR           |
| Benchmark      | S&P/TSX 60 INDEX |

## Market data

|                   |           |
|-------------------|-----------|
| Bid (Bid size)    | -         |
| Ask (Ask size)    | -         |
| Open              | 0.965 EUR |
| High              | 0.965 EUR |
| Low               | 0.965 EUR |
| Close (prev. day) | 1.03 EUR  |
| VWAP              | 1.18 EUR  |
| Volume (pcs)      | 0         |
| Trading volume    | 0.00      |
| Number of trades  | 2         |
| Last size         | 0         |

## Futures and Options





|                 |   |
|-----------------|---|
| Related Futures | - |
| Related Options | - |

5y



Information about previous performance does not guarantee future performance.  
Source: FactSet

## Recent research

| on sector  |   |                               |   |
|------------|---|-------------------------------|---|
| Date       |   | Headline                      | Download  |
| 2024/07/24 |  | Global Equity Ratings         |  |
| 2024/07/24 |  | Aktienempfehlungen Global     |  |
| 2024/07/15 |  | Aktienempfehlungen Global     |  |
| 2024/07/12 |  | Global Equity Ratings         |  |
| 2024/07/09 |  | Aktienempfehlungen Österreich |  |

## Details

2024/07/26 08:12:36

## Price

0.965 EUR

Difference ▼ -6.31% (-0.07)

## General attributes

|                |                  |
|----------------|------------------|
| ISIN           | CA39540E3023     |
| Symbol         | GP               |
| Exchange       | Frankfurt        |
| Currency       | EUR              |
| Sector         | Automotive       |
| Security type  | Stock            |
| Market cap (m) | 27 EUR           |
| Benchmark      | S&P/TSX 60 INDEX |

## Market data

|                   |           |
|-------------------|-----------|
| Bid (Bid size)    | -         |
| Ask (Ask size)    | -         |
| Open              | 0.965 EUR |
| High              | 0.965 EUR |
| Low               | 0.965 EUR |
| Close (prev. day) | 1.03 EUR  |
| VWAP              | 1.18 EUR  |
| Volume (pcs)      | 0         |
| Trading volume    | 0.00      |
| Number of trades  | 2         |
| Last size         | 0         |

## Performance and Risk

|             | 6m      | 1y   | 3y   |
|-------------|---------|------|------|
| Perf (%)    | -60.29% | -    | -    |
| Perf (abs.) | -1.47   | -    | -    |
| Beta        | 1.12    | 1.86 | 2.13 |
| Volatility  | 78.56   | -    | -    |

5y



Information about previous performance does not guarantee future performance.  
Source: FactSet

## Price data

|   |                        |
|---|------------------------|
| Ø price 5 days   Ø volume 5 days (pcs.)     | 1.010 EUR (0)          |
| Ø price 30 days   Ø volume 30 days (pcs.)   | 1.005 EUR (0)          |
| Ø price 100 days   Ø volume 100 days (pcs.) | 1.333 EUR (63)         |
| Ø price 250 days   Ø volume 250 days (pcs.) | - EUR (-)              |
| YTD High   date                             | 2.865 EUR (2024/01/09) |
| YTD Low   date                              | 0.890 EUR (2024/06/27) |
| 52 Weeks High   date                        | - EUR (-)              |
| 52 Weeks Low   date                         | - EUR (-)              |

## All listings for GREENPOWER MOTOR COMPANY INC.

| Exchange             | Date       | Time  | Price    | Trading volume (mio.) | Number of trades |
|----------------------|------------|-------|----------|-----------------------|------------------|
| Tradegate            | 2024/07/26 | 22:02 | 1.02 EUR | 0.00                  | 1                |
| TSX Venture Exchange | 2024/07/26 | 20:52 | 1.52 CAD | 0.00                  | 7                |
| Stuttgart            | 2024/07/26 | 11:05 | 1.01 EUR | 0.00                  | 4                |
| Nasdaq               | 2024/07/26 | 22:30 | 1.11 USD | 0.03                  | 193              |
| Munich               | 2024/07/26 | 08:02 | 1.04 EUR | 0.00                  | 1                |

|             |                |       |           |      |  |    |
|-------------|----------------|-------|-----------|------|--|----|
|             | 26             |       |           |      |  |    |
| Frankfurt   | 2024/07/<br>26 | 08:12 | 0.965 EUR | 0.00 |  | 2  |
| Duesseldorf | 2024/07/<br>26 | 08:12 | 0.96 EUR  | 0.00 |  | 3  |
| Berlin      | 2024/07/<br>26 | 20:48 | 1.01 EUR  | 0.00 |  | 20 |

## Company profile

### Company Logo



### Company Profile

-

### Contact Details

GREENPOWER MOTOR CO.

--

----

Telefon: -

Fax: -

E-mail: -