

## ALDEYRA THERAPEUTICS INC.

ISIN: US01438T1060 WKN: 01438T106

## Overview

2024/09/13 08:20:02

Price

5.532 EUR

Difference  -0.79% (-0.04)

## General attributes

ISIN	US01438T1060
Symbol	ALDX
Exchange	Frankfurt
Currency	EUR
Sector	-
Security type	Stock
Market cap (m)	323 EUR
Benchmark	S&P 500

## Market data

Bid (Bid size)	-
Ask (Ask size)	-
Open	5.532 EUR
High	5.532 EUR
Low	5.532 EUR
Close (prev. day)	5.576 EUR
VWAP	5.79 EUR
Volume (pcs)	0
Trading volume	0.00
Number of trades	2
Last size	0

## Futures and Options

Related Futures	-
Related Options	-

5y













Information about previous performance does not guarantee future performance.

Source: FactSet

## Recent research

on market

Date		Headline	Download
2024/09/11		Global Equity Ratings	
2024/09/11		Aktienempfehlungen Global	
2024/09/09		Marktkommentar	
2024/09/05		Global Equity Ratings	
2024/09/05		Aktienempfehlungen Global	

## Details

2024/09/13 08:20:02

## Price

5.532 EUR

Difference ▼ -0.79% (-0.04)

## General attributes

ISIN	US01438T1060
Symbol	ALDX
Exchange	Frankfurt
Currency	EUR
Sector	-
Security type	Stock
Market cap (m)	323 EUR
Benchmark	S&P 500

## Market data

Bid (Bid size)	-
Ask (Ask size)	-
Open	5.532 EUR
High	5.532 EUR
Low	5.532 EUR
Close (prev. day)	5.576 EUR
VWAP	5.79 EUR
Volume (pcs)	0
Trading volume	0.00
Number of trades	2
Last size	0

## Performance and Risk

	6m	1y	3y
Perf (%)	+104.28%	-16.62%	-
Perf (abs.)	+2.82	-1.10	-
Beta	-	-	-
Volatility	87.75	152.28	-

5y



Information about previous performance does not guarantee future performance.  
Source: FactSet

## Price data

Ø price 5 days   Ø volume 5 days (pcs.)	5.439 EUR (0)
Ø price 30 days   Ø volume 30 days (pcs.)	4.693 EUR (111)
Ø price 100 days   Ø volume 100 days (pcs.)	3.848 EUR (58)
Ø price 250 days   Ø volume 250 days (pcs.)	3.444 EUR (278)
YTD High   date	5.790 EUR (2024/09/04)
YTD Low   date	2.524 EUR (2024/03/15)
52 Weeks High   date	6.480 EUR (2023/09/15)
52 Weeks Low   date	1.371 EUR (2023/10/30)

## All listings for ALDEYRA THERAPEUTICS INC.

Exchange	Date	Time	Price	Trading volume (mio.)	Number of trades
Tradegate	2024/09/13	22:26	5.438 EUR	0.01	5
Stuttgart	2024/09/13	20:07	5.31 EUR	0.00	6
Nasdaq	2024/09/13	22:00	6.03 USD	2.67	5,178
Munich	2024/09/13	19:55	5.342 EUR	0.01	2
Frankfurt	2024/09/13	08:20	5.532 EUR	0.00	2
Duesseldorf	2024/09/13	19:30	5.34 EUR	0.00	7
Berlin	2024/09/13	20:30	5.346 EUR	0.00	19

## Company profile

### Company Logo



### Company Profile

-

### Contact Details

ALDEYRA THERAPEUTICS

--

----

Telefon: -

Fax: -

E-mail: -