

## EBUSCO HOLDING BV

ISIN: NL0015000CZ2 WKN: -

## Overview

2024/08/08 08:28:37

Price  
0.8325 EURDifference  -2.63% (-0.02)

## General attributes

ISIN	NL0015000CZ2
Symbol	EBUS
Exchange	Munich
Currency	EUR
Sector	Automotive
Security type	Stock
Market cap (m)	57 EUR
Benchmark	AMSTERDAM EXCHANGES INDEX

## Market data

Bid (Bid size)	0.833 EUR (500)
Ask (Ask size)	0.8415 EUR (500)
Open	0.8325 EUR
High	0.8325 EUR
Low	0.8325 EUR
Close (prev. day)	0.855 EUR
VWAP	2.156 EUR
Volume (pcs)	0
Trading volume	0.00
Number of trades	1
Last size	0

## Futures and Options




Related Futures	-
Related Options	-

5y



Information about previous performance does not guarantee future performance.  
Source: FactSet

## Recent research

on sector		on market	
Date		Headline	Download
2024/07/29		Aktienempfehlungen Österreich	
2024/07/24		Global Equity Ratings	
2024/07/24		Aktienempfehlungen Global	
2024/07/15		Aktienempfehlungen Global	
2024/07/12		Global Equity Ratings	

## Details

2024/08/08 08:28:37

**Price**  
0.8325 EUR

**Difference** ▼ -2.63% (-0.02)

## General attributes

ISIN	NL001500CZ2
Symbol	EBUS
Exchange	Munich
Currency	EUR
Sector	Automotive
Security type	Stock
Market cap (m)	57 EUR
Benchmark	AMSTERDAM EXCHANGES INDEX

## Market data

Bid (Bid size)	0.833 EUR (500)
Ask (Ask size)	0.8415 EUR (500)
Open	0.8325 EUR
High	0.8325 EUR
Low	0.8325 EUR
Close (prev. day)	0.855 EUR
VWAP	2.156 EUR
Volume (pcs)	0
Trading volume	0.00
Number of trades	1
Last size	0

## Performance and Risk

	6m	1y	3y
Perf (%)	-78.01%	-89.33%	-
Perf (abs.)	-3.03	-7.16	-
Beta	1.91	1.76	1.09
Volatility	75.73	70.92	-

5y



Information about previous performance does not guarantee future performance.  
Source: FactSet

## Price data

Ø price 5 days   Ø volume 5 days (pcs.)	0.9700 EUR (0)
Ø price 30 days   Ø volume 30 days (pcs.)	1.3775 EUR (0)
Ø price 100 days   Ø volume 100 days (pcs.)	2.3967 EUR (3)
Ø price 250 days   Ø volume 250 days (pcs.)	4.1216 EUR (2)
YTD High   date	4.8420 EUR (2024/01/02)
YTD Low   date	0.8550 EUR (2024/08/07)
52 Weeks High   date	7.9300 EUR (2023/08/08)
52 Weeks Low   date	0.8550 EUR (2024/08/07)

## Arbitrage views

Exchange <input type="checkbox"/>	Date	Time	Price	Trading volume (mio.)	Number of trades
Tradegate	2024/08/08	15:33	0.831 EUR	0.00	4
Stuttgart	2024/08/08	16:28	0.826 EUR	0.00	9
Munich	2024/08/08	08:28	0.8325 EUR	0.00	1
Frankfurt	2024/08/08	14:04	0.859 EUR	0.00	3
Euronext	2024/08/08	16:31	0.8415 EUR	0.13	159

Amsterdam	08					
Duesseldorf	2024/08/08	08:11	0.819	EUR	0.00	1
Berlin	2024/08/08	15:44	0.8425	EUR	0.00	10

## Company profile

### Company Logo



### Company Profile

-

### Contact Details

EBUSCO HOLDING

--

----

Telefon: -

Fax: -

E-mail: -