

EBUSCO HOLDING BV

ISIN: NL0015000CZ2 WKN: -

Overview

2024/07/19 08:01:18

Price
1.365 EURDifference  1.94% (0.03)

General attributes

ISIN	NL0015000CZ2
Symbol	EBUS
Exchange	Munich
Currency	EUR
Sector	Automotive
Security type	Stock
Market cap (m)	90 EUR
Benchmark	AMSTERDAM EXCHANGES INDEX

Market data

Bid (Bid size)	-
Ask (Ask size)	-
Open	1.365 EUR
High	1.365 EUR
Low	1.365 EUR
Close (prev. day)	1.339 EUR
VWAP	2.156 EUR
Volume (pcs)	0
Trading volume	0.00
Number of trades	1
Last size	0

Futures and Options











Related Futures	-
Related Options	-

5y



Information about previous performance does not guarantee future performance.
Source: FactSet

Recent research

	on sector	on market	
Date		Headline	Download
2024/07/15		Aktienempfehlungen Global	
2024/07/12		Global Equity Ratings	
2024/07/09		Aktienempfehlungen Österreich	
2024/06/24		Aktienempfehlungen Österreich	
2024/06/21		Global Equity Ratings	

Details

2024/07/19 08:01:18

Price

1.365 EUR

Difference ▲ 1.94% (0.03)

General attributes

ISIN	NL001500CZ2
Symbol	EBUS
Exchange	Munich
Currency	EUR
Sector	Automotive
Security type	Stock
Market cap (m)	90 EUR
Benchmark	AMSTERDAM EXCHANGES INDEX

Market data

Bid (Bid size)	-
Ask (Ask size)	-
Open	1.365 EUR
High	1.365 EUR
Low	1.365 EUR
Close (prev. day)	1.339 EUR
VWAP	2.156 EUR
Volume (pcs)	0
Trading volume	0.00
Number of trades	1
Last size	0

Performance and Risk

	6m	1y	3y
Perf (%)	-66.10%	-83.64%	-
Perf (abs.)	-2.66	-6.98	-
Beta	2.34	1.70	1.10
Volatility	67.50	67.11	-

5y



Information about previous performance does not guarantee future performance.
Source: FactSet

Price data

Ø price 5 days Ø volume 5 days (pcs.)	1.423 EUR (0)
Ø price 30 days Ø volume 30 days (pcs.)	1.932 EUR (8)
Ø price 100 days Ø volume 100 days (pcs.)	2.652 EUR (3)
Ø price 250 days Ø volume 250 days (pcs.)	4.472 EUR (2)
YTD High date	4.842 EUR (2024/01/02)
YTD Low date	1.339 EUR (2024/07/18)
52 Weeks High date	8.845 EUR (2023/07/20)
52 Weeks Low date	1.339 EUR (2024/07/18)

Arbitrage views

Exchange ⊕	Date	Time	Price	Trading volume (mio.)	Number of trades
Tradegate	2024/07/19	22:26	1.316 EUR	0.00	2
Stuttgart	2024/07/19	11:55	1.344 EUR	0.00	5
Munich	2024/07/19	08:01	1.365 EUR	0.00	1
Frankfurt	2024/07/19	15:29	1.29 EUR	0.00	4
Euronext	2024/07/19	17:35	1.315 EUR	0.26	283

Amsterdam	19					
Duesseldorf	2024/07/ 19	08:11	1.365 EUR	0.00		3
Berlin	2024/07/ 19	21:50	1.315 EUR	0.00		19

Company profile

Company Logo



Company Profile

-

Contact Details

EBUSCO HOLDING

--

Telefon: -

Fax: -

E-mail: -