

## ALDEYRA THERAPEUTICS INC.

ISIN: **US01438T1060** WKN: **01438T106**

## Overview

2024/09/13 19:55:14

Price

5.342 EUR

Difference  -4.23% (-0.24)

## General attributes

ISIN	US01438T1060
Symbol	ALDX
Exchange	Munich
Currency	EUR
Sector	-
Security type	Stock
Market cap (m)	323 EUR
Benchmark	S&P 500

## Market data

Bid (Bid size)	-
Ask (Ask size)	-
Open	5.578 EUR
High	5.578 EUR
Low	5.342 EUR
Close (prev. day)	5.578 EUR
VWAP	5.342 EUR
Volume (pcs)	1,000
Trading volume	5,342.00
Number of trades	2
Last size	1,000

## Futures and Options







Related Futures	-
Related Options	-

5y



Information about previous performance does not guarantee future performance.  
Source: FactSet

## Recent research

on market		
Date	Headline	Download
2024/09/11	 Global Equity Ratings	
2024/09/11	 Aktienempfehlungen Global	
2024/09/09	 Marktkommentar	
2024/09/05	 Global Equity Ratings	
2024/09/05	 Aktienempfehlungen Global	

## Details

2024/09/13 19:55:14

## Price

5.342 EUR

Difference ▼ -4.23% (-0.24)

## General attributes

ISIN	US01438T1060
Symbol	ALDX
Exchange	Munich
Currency	EUR
Sector	-
Security type	Stock
Market cap (m)	323 EUR
Benchmark	S&P 500

## Market data

Bid (Bid size)	-
Ask (Ask size)	-
Open	5.578 EUR
High	5.578 EUR
Low	5.342 EUR
Close (prev. day)	5.578 EUR
VWAP	5.342 EUR
Volume (pcs)	1,000
Trading volume	5,342.00
Number of trades	2
Last size	1,000

## Performance and Risk

	6m	1y	3y
Perf (%)	+93.83%	-21.03%	-
Perf (abs.)	+2.59	-1.42	-
Beta	-	-	-
Volatility	69.55	139.42	-

5y



Information about previous performance does not guarantee future performance.  
Source: FactSet

## Price data

Ø price 5 days   Ø volume 5 days (pcs.)	5.463 EUR (200)
Ø price 30 days   Ø volume 30 days (pcs.)	4.704 EUR (33)
Ø price 100 days   Ø volume 100 days (pcs.)	3.877 EUR (10)
Ø price 250 days   Ø volume 250 days (pcs.)	3.454 EUR (29)
YTD High   date	5.646 EUR (2024/09/05)
YTD Low   date	2.572 EUR (2024/03/15)
52 Weeks High   date	6.440 EUR (2023/09/15)
52 Weeks Low   date	1.356 EUR (2023/10/16)

## All listings for ALDEYRA THERAPEUTICS INC.

Exchange	Date	Time	Price	Trading volume (mio.)	Number of trades
Tradegate	2024/09/13	22:26	5.438 EUR	0.01	5
Stuttgart	2024/09/13	20:07	5.31 EUR	0.00	6
Nasdaq	2024/09/13	22:00	6.03 USD	2.67	5,178
Munich	2024/09/13	19:55	5.342 EUR	0.01	2
Frankfurt	2024/09/13	08:20	5.532 EUR	0.00	2
Duesseldorf	2024/09/13	19:30	5.34 EUR	0.00	7
Berlin	2024/09/13	20:30	5.346 EUR	0.00	19

## Company profile

### Company Logo



### Company Profile

-

### Contact Details

ALDEYRA THERAPEUTICS

--

----

Telefon: -

Fax: -

E-mail: -