

## EBUSCO HOLDING BV

ISIN: NL0015000CZ2 WKN: -

## Overview

2024/09/13 08:11:37

Price  
0.792 EURDifference  0.89% (0.01)

## General attributes

ISIN	NL0015000CZ2
Symbol	EBUS
Exchange	Duesseldorf
Currency	EUR
Sector	Automotive
Security type	Stock
Market cap (m)	58 EUR
Benchmark	AMSTERDAM EXCHANGES INDEX

## Market data

Bid (Bid size)	-
Ask (Ask size)	-
Open	0.792 EUR
High	0.792 EUR
Low	0.792 EUR
Close (prev. day)	0.785 EUR
VWAP	-
Volume (pcs)	0
Trading volume	0.00
Number of trades	3
Last size	0

## Futures and Options




Related Futures	-
Related Options	-

5y



Information about previous performance does not guarantee future performance.  
Source: FactSet

## Recent research

on sector		on market	
Date		Headline	Download
2024/09/11		Global Equity Ratings	
2024/09/11		Aktienempfehlungen Global	
2024/09/09		Aktienempfehlungen Österreich	
2024/09/05		Global Equity Ratings	
2024/09/05		Aktienempfehlungen Global	

## Details

2024/09/13 08:11:37

**Price**  
0.792 EUR

**Difference** ▲ 0.89% (0.01)

## General attributes

ISIN	NL001500CZ2
Symbol	EBUS
Exchange	Duesseldorf
Currency	EUR
Sector	Automotive
Security type	Stock
Market cap (m)	58 EUR
Benchmark	AMSTERDAM EXCHANGES INDEX

## Market data

Bid (Bid size)	-
Ask (Ask size)	-
Open	0.792 EUR
High	0.792 EUR
Low	0.792 EUR
Close (prev. day)	0.785 EUR
VWAP	-
Volume (pcs)	0
Trading volume	0.00
Number of trades	3
Last size	0

## Performance and Risk

	6m	1y	3y
Perf (%)	-74.15%	-84.89%	-
Perf (abs.)	-2.27	-4.45	-
Beta	-	-	-
Volatility	98.18	84.12	-

5y



Information about previous performance does not guarantee future performance.  
Source: FactSet

## Price data

Ø price 5 days   Ø volume 5 days (pcs.)	0.875 EUR (0)
Ø price 30 days   Ø volume 30 days (pcs.)	0.942 EUR (75)
Ø price 100 days   Ø volume 100 days (pcs.)	1.843 EUR (46)
Ø price 250 days   Ø volume 250 days (pcs.)	3.480 EUR (19)
YTD High   date	4.764 EUR (2024/01/02)
YTD Low   date	0.785 EUR (2024/09/12)
52 Weeks High   date	7.735 EUR (2023/10/17)
52 Weeks Low   date	0.785 EUR (2024/09/12)

## All listings for EBUSCO HOLDING BV

Exchange <span style="font-size: small;">⬇</span>	Date	Time	Price	Trading volume (mio.)	Number of trades
Tradegate	2024/09/13	22:26	0.849 EUR	0.00	3
Stuttgart	2024/09/13	15:28	0.8055 EUR	0.00	10
Munich	2024/09/13	08:07	0.7985 EUR	0.00	1
Frankfurt	2024/09/02	09:53	1.291 EUR	0.00	1
Euronext	2024/09/13	17:35	0.849 EUR	0.25	304

Amsterdam	13					
Duesseldorf	2024/09/ 13	08:11	0.792 EUR	0.00		3
Berlin	2024/09/ 13	21:50	0.848 EUR	0.00		19

## Company profile

### Company Logo



### Company Profile

-

### Contact Details

EBUSCO HOLDING

--

----

Telefon: -

Fax: -

E-mail: -