

EBUSCO HOLDING BV

ISIN: **NL0015000CZ2** WKN: -

Overview

2024/07/11 08:11:27

Price
1.594 EUR

Difference  5.56% (0.08)

General attributes

ISIN	NL0015000CZ2
Symbol	EBUS
Exchange	Duesseldorf
Currency	EUR
Sector	Automotive
Security type	Stock
Market cap (m)	106 EUR
Benchmark	AMSTERDAM EXCHANGES INDEX

Market data

Bid (Bid size)	-
Ask (Ask size)	-
Open	1.594 EUR
High	1.594 EUR
Low	1.594 EUR
Close (prev. day)	1.51 EUR
VWAP	-
Volume (pcs)	0
Trading volume	0.00
Number of trades	1
Last size	0

Futures and Options




Related Futures	-
Related Options	-

5y



Information about previous performance does not guarantee future performance.
Source: FactSet

Recent research

on sector		on market	
Date	Headline	Download	
2024/07/09	 Aktienempfehlungen Österreich		
2024/06/24	 Aktienempfehlungen Österreich		
2024/06/21	 Global Equity Ratings		
2024/06/21	 Aktienempfehlungen Global		
2024/06/14	 Global Equity Ratings		

Details

2024/07/11 08:11:27

Price

1.594 EUR

Difference ▲ 5.56% (0.08)

General attributes

ISIN	NL001500CZ2
Symbol	EBUS
Exchange	Duesseldorf
Currency	EUR
Sector	Automotive
Security type	Stock
Market cap (m)	106 EUR
Benchmark	AMSTERDAM EXCHANGES INDEX

Market data

Bid (Bid size)	-
Ask (Ask size)	-
Open	1.594 EUR
High	1.594 EUR
Low	1.594 EUR
Close (prev. day)	1.51 EUR
VWAP	-
Volume (pcs)	0
Trading volume	0.00
Number of trades	1
Last size	0

Performance and Risk

	6m	1y	3y
Perf (%)	-62.67%	-81.05%	-
Perf (abs.)	-2.68	-6.82	-
Beta	2.39	1.64	1.09
Volatility	72.72	71.05	-

5y



Information about previous performance does not guarantee future performance.
Source: FactSet

Price data

Ø price 5 days Ø volume 5 days (pcs.)	1.536 EUR (0)
Ø price 30 days Ø volume 30 days (pcs.)	2.166 EUR (0)
Ø price 100 days Ø volume 100 days (pcs.)	2.761 EUR (4)
Ø price 250 days Ø volume 250 days (pcs.)	4.595 EUR (2)
YTD High date	4.764 EUR (2024/01/02)
YTD Low date	1.488 EUR (2024/07/09)
52 Weeks High date	8.805 EUR (2023/07/20)
52 Weeks Low date	1.488 EUR (2024/07/09)

Arbitrage views

Exchange ⊕	Date	Time	Price	Trading volume (mio.)	Number of trades
Tradegate	2024/07/11	22:26	1.554 EUR	0.02	6
Stuttgart	2024/07/11	16:26	1.536 EUR	0.00	10
Munich	2024/07/11	08:16	1.593 EUR	0.00	1
Frankfurt	2024/07/11	15:29	1.504 EUR	0.00	3
Euronext	2024/07/11	17:35	1.556 EUR	0.62	548

Amsterdam	11					
Duesseldorf	2024/07/ 11	08:11	1.594 EUR	0.00		1
Berlin	2024/07/ 11	21:50	1.553 EUR	0.00		17

Company profile

Company Logo



Company Profile

-

Contact Details

EBUSCO HOLDING

--

Telefon: -

Fax: -

E-mail: -