

EBUSCO HOLDING BV

ISIN: NL0015000CZ2 WKN: -

Overview

2024/09/17 15:34:13

Price
0.793 EURDifference  -1.73% (-0.01)

General attributes

ISIN	NL0015000CZ2
Symbol	EBUS
Exchange	Stuttgart
Currency	EUR
Sector	Automotive
Security type	Stock
Market cap (m)	55 EUR
Benchmark	AMSTERDAM EXCHANGES INDEX

Market data

Bid (Bid size)	- (0)
Ask (Ask size)	- (0)
Open	0.807 EUR
High	0.807 EUR
Low	0.79 EUR
Close (prev. day)	0.807 EUR
VWAP	-
Volume (pcs)	0
Trading volume	0.00
Number of trades	11
Last size	0

Futures and Options







Related Futures	-
Related Options	-

5y



Information about previous performance does not guarantee future performance.
Source: FactSet

Recent research

on sector		on market	
Date		Headline	Download
2024/09/11		Global Equity Ratings	
2024/09/11		Aktienempfehlungen Global	
2024/09/09		Aktienempfehlungen Österreich	
2024/09/05		Global Equity Ratings	
2024/09/05		Aktienempfehlungen Global	

Details

2024/09/17 15:34:13

Price
0.793 EUR

Difference ▼ -1.73% (-0.01)

General attributes

ISIN	NL001500CZ2
Symbol	EBUS
Exchange	Stuttgart
Currency	EUR
Sector	Automotive
Security type	Stock
Market cap (m)	55 EUR
Benchmark	AMSTERDAM EXCHANGES INDEX

Market data

Bid (Bid size)	- (0)
Ask (Ask size)	- (0)
Open	0.807 EUR
High	0.807 EUR
Low	0.79 EUR
Close (prev. day)	0.807 EUR
VWAP	-
Volume (pcs)	0
Trading volume	0.00
Number of trades	11
Last size	0

Performance and Risk

	6m	1y	3y
Perf (%)	-71.94%	-85.16%	-
Perf (abs.)	-2.03	-4.55	-
Beta	-	-	-
Volatility	97.44	83.90	-

5y



Information about previous performance does not guarantee future performance.
Source: FactSet

Price data

Ø price 5 days Ø volume 5 days (pcs.)	0.792 EUR (0)
Ø price 30 days Ø volume 30 days (pcs.)	0.923 EUR (0)
Ø price 100 days Ø volume 100 days (pcs.)	1.785 EUR (0)
Ø price 250 days Ø volume 250 days (pcs.)	3.428 EUR (2)
YTD High date	4.810 EUR (2024/01/02)
YTD Low date	0.766 EUR (2024/09/11)
52 Weeks High date	7.855 EUR (2023/10/17)
52 Weeks Low date	0.766 EUR (2024/09/11)

All listings for EBUSCO HOLDING BV

Exchange	Date	Time	Price	Trading volume (mio.)	Number of trades
Tradegate	2024/09/17	22:26	0.801 EUR	0.00	3
Stuttgart	2024/09/17	15:34	0.793 EUR	0.00	11
Munich	2024/09/17	08:08	0.8185 EUR	0.00	2
Frankfurt	2024/09/17	21:33	0.756 EUR	0.00	1
Euronext	2024/09/17	17:35	0.802 EUR	0.24	236

Amsterdam	17					
Duesseldorf	2024/09/ 17	08:11	0.8095	EUR	0.00	3
Berlin	2024/09/ 17	21:50	0.80	EUR	0.00	19

Company profile

Company Logo



Company Profile

-

Contact Details

EBUSCO HOLDING

--

Telefon: -

Fax: -

E-mail: -