

## AUTOSTORE HOLDINGS LTD.

ISIN: **BMG0670A1099** WKN: -

## Overview

2024/09/13 21:43:07

Price  
0.8215 EURDifference  2.62% (0.02)

## General attributes

ISIN	BMG0670A1099
Symbol	AUTO
Exchange	Berlin
Currency	EUR
Sector	Automotive
Security type	Stock
Market cap (m)	3,305 EUR
Benchmark	MSCI WORLD INDEX (STRD, UHD)

## Market data

Bid (Bid size)	-
Ask (Ask size)	-
Open	0.8005 EUR
High	0.8225 EUR
Low	0.7955 EUR
Close (prev. day)	0.8005 EUR
VWAP	-
Volume (pcs)	0
Trading volume	0.00
Number of trades	19
Last size	0

## Futures and Options

Related Futures	-
Related Options	-











5y



Information about previous performance does not guarantee future performance.  
Source: FactSet

## Recent research

on sector

Date		Headline	Download
2024/09/11		Global Equity Ratings	
2024/09/11		Aktienempfehlungen Global	
2024/09/09		Aktienempfehlungen Österreich	
2024/09/05		Global Equity Ratings	
2024/09/05		Aktienempfehlungen Global	

## Details

2024/09/13 21:43:07

**Price**  
0.8215 EUR

**Difference** ▲ 2.62% (0.02)

## General attributes

ISIN	BMG0670A1099
Symbol	AUTO
Exchange	Berlin
Currency	EUR
Sector	Automotive
Security type	Stock
Market cap (m)	3,305 EUR
Benchmark	MSCI WORLD INDEX (STRD, UHD)

## Market data

Bid (Bid size)	-
Ask (Ask size)	-
Open	0.8005 EUR
High	0.8225 EUR
Low	0.7955 EUR
Close (prev. day)	0.8005 EUR
VWAP	-
Volume (pcs)	0
Trading volume	0.00
Number of trades	19
Last size	0

## Performance and Risk

	6m	1y	3y
Perf (%)	-51.69%	-42.77%	-
Perf (abs.)	-0.88	-0.61	-
Beta	-	-	-
Volatility	58.38	60.72	-

5y



Information about previous performance does not guarantee future performance.  
Source: FactSet

## Price data

Ø price 5 days   Ø volume 5 days (pcs.)	0.8014 EUR (0)
Ø price 30 days   Ø volume 30 days (pcs.)	0.9401 EUR (50)
Ø price 100 days   Ø volume 100 days (pcs.)	1.1600 EUR (95)
Ø price 250 days   Ø volume 250 days (pcs.)	1.3587 EUR (38)
YTD High   date	1.9215 EUR (2024/01/15)
YTD Low   date	0.7640 EUR (2024/09/06)
52 Weeks High   date	1.9215 EUR (2024/01/15)
52 Weeks Low   date	0.7640 EUR (2024/09/06)

## All listings for AUTOSTORE HOLDINGS LTD.

Exchange <span>⊕</span>	Date	Time	Price	Trading volume (mio.)	Number of trades
Tradegate	2024/09/13	22:26	0.823 EUR	0.01	4
Stuttgart	2024/09/13	16:37	0.7805 EUR	0.00	13
Munich	2024/09/13	08:07	0.806 EUR	0.00	1
London Stock Exchange European Trade Reporting	2024/09/13	16:20	40.00 NOK	0.00	1
Frankfurt	2024/	12:00	0.81 EUR	0.00	1

	09/13					
First North Stockholm	2024/ 09/12	18:00	9.45 NOK	0.08		1
Duesseldorf	2024/ 09/13	08:11	0.791 EUR	0.00		3
Berlin	2024/ 09/13	21:43	0.8215 EUR	0.00		19

## Company profile

### Company Logo



### Company Profile

-

### Contact Details

AUTOSTORE HOLDINGS

--

----

Telefon: -

Fax: -

E-mail: -