

AKSO HEALTH GROUP SPON ADS EACH REP 3 ORD SHS

ISIN: **US98422P1084** WKN: **98422P108**

Overview

2024/09/13 08:03:37

Price
0.885 EURDifference  0.00% (0.00)

General attributes

ISIN	US98422P1084
Symbol	AHG
Exchange	Munich
Currency	EUR
Sector	IT-Technology
Security type	Stock
Market cap (m)	0
Benchmark	MSCI WORLD INDEX (STRD, UHD)

Market data

Bid (Bid size)	-
Ask (Ask size)	-
Open	0.885 EUR
High	0.885 EUR
Low	0.885 EUR
Close (prev. day)	0.885 EUR
VWAP	1.13 EUR
Volume (pcs)	0
Trading volume	0.00
Number of trades	1
Last size	0

Futures and Options










Related Futures	-
Related Options	-

5y



Information about previous performance does not guarantee future performance.
Source: FactSet

Recent research

on sector			
Date		Headline	Download
2024/09/11		Global Equity Ratings	
2024/09/11		Aktienempfehlungen Global	
2024/09/09		Aktienempfehlungen Österreich	
2024/09/06		Equity Weekly	
2024/09/05		Global Equity Ratings	

Details

2024/09/13 08:03:37

Price

0.885 EUR

Difference ↔ 0.00% (0.00)

General attributes

ISIN	US98422P1084
Symbol	AHG
Exchange	Munich
Currency	EUR
Sector	IT-Technology
Security type	Stock
Market cap (m)	0
Benchmark	MSCI WORLD INDEX (STRD, UHD)

Market data

Bid (Bid size)	-
Ask (Ask size)	-
Open	0.885 EUR
High	0.885 EUR
Low	0.885 EUR
Close (prev. day)	0.885 EUR
VWAP	1.13 EUR
Volume (pcs)	0
Trading volume	0.00
Number of trades	1
Last size	0

Performance and Risk

	6m	1y	3y
Perf (%)	-29.20%	-8.76%	-
Perf (abs.)	-0.37	-0.09	-
Beta	-	-	-
Volatility	99.66	127.07	-

5y



Information about previous performance does not guarantee future performance.
Source: FactSet

Price data

Ø price 5 days Ø volume 5 days (pcs.)	0.886 EUR (0)
Ø price 30 days Ø volume 30 days (pcs.)	0.884 EUR (0)
Ø price 100 days Ø volume 100 days (pcs.)	0.867 EUR (30)
Ø price 250 days Ø volume 250 days (pcs.)	1.017 EUR (16)
YTD High date	2.340 EUR (2024/02/05)
YTD Low date	0.605 EUR (2024/05/17)
52 Weeks High date	2.340 EUR (2024/02/05)
52 Weeks Low date	0.535 EUR (2023/12/14)

All listings for AKSO HEALTH GROUP SPON ADS EACH REP 3 ORD SHS

Exchange ⬆	Date	Time	Price	Trading volume (mio.)	Number of trades
Tradegate	2024/09/13	22:02	0.89 EUR	0.00	1
Stuttgart	2024/09/13	20:07	0.81 EUR	0.00	5
Nasdaq	2024/09/13	22:30	1.02 USD	0.01	43
Munich	2024/09/13	08:03	0.885 EUR	0.00	1
Frankfurt	2023/10/19	09:02	1.46 EUR	0.00	1
Frankfurt	2024/09/13	08:20	0.87 EUR	0.00	2
Duesseldorf	2024/09/13	19:32	0.835 EUR	0.00	7
Berlin	2024/09/13	20:30	0.87 EUR	0.00	19

Company profile

Company Logo



Company Profile

-

Contact Details

XIAOBAI MAIMAI

--

Telefon: -

Fax: -

E-mail: -