

THERMO FISHER SCIENTIFIC INC.

ISIN: **US8835561023** WKN: **883556102**

Overview

2024/09/13 21:26:26

Price
551.10 EURDifference  -0.60% (-3.34)

General attributes

ISIN	US8835561023
Symbol	TMO
Exchange	Tradegate
Currency	EUR
Sector	Technology
Security type	Stock
Market cap (m)	211,783 EUR
Benchmark	S&P 500

Market data

Bid (Bid size)	551.00 EUR (90)
Ask (Ask size)	552.20 EUR (90)
Open	552.80 EUR
High	558.70 EUR
Low	550.00 EUR
Close (prev. day)	554.4427 EUR
VWAP	553.17616 EUR
Volume (pcs)	302
Trading volume	167,059.20
Number of trades	77
Last size	5

Futures and Options











Related Futures	-
Related Options	-

5y



Information about previous performance does not guarantee future performance.
Source: FactSet

Recent research

on instrument	on sector	on market
Date	Headline	Download
2024/09/11	 Global Equity Ratings	
2024/09/11	 Aktienempfehlungen Global	
2024/09/05	 Global Equity Ratings	
2024/09/05	 Aktienempfehlungen Global	
2024/08/12	 Global Equity Ratings	

Details

2024/09/13 21:26:26

Price

551.10 EUR

Difference ▼ -0.60% (-3.34)

General attributes

ISIN	US8835561023
Symbol	TMO
Exchange	Tradegate
Currency	EUR
Sector	Technology
Security type	Stock
Market cap (m)	211,783 EUR
Benchmark	S&P 500

Market data

Bid (Bid size)	551.00 EUR (90)
Ask (Ask size)	552.20 EUR (90)
Open	552.80 EUR
High	558.70 EUR
Low	550.00 EUR
Close (prev. day)	554.4427 EUR
VWAP	553.17616 EUR
Volume (pcs)	302
Trading volume	167,059.20
Number of trades	77
Last size	5

Performance and Risk

	6m	1y	3y
Perf (%)	+1.69%	+16.46%	+14.56%
Perf (abs.)	+9.20	+78.40	+70.50
Beta	-	-	-
Volatility	19.56	20.29	24.90

5y



Information about previous performance does not guarantee future performance.
Source: FactSet

Price data

Ø price 5 days Ø volume 5 days (pcs.)	559.10 EUR (440)
Ø price 30 days Ø volume 30 days (pcs.)	550.53 EUR (462)
Ø price 100 days Ø volume 100 days (pcs.)	534.47 EUR (599)
Ø price 250 days Ø volume 250 days (pcs.)	506.36 EUR (797)
YTD High date	576.30 EUR (2024/08/01)
YTD Low date	480.10 EUR (2024/01/02)
52 Weeks High date	576.30 EUR (2024/08/01)
52 Weeks Low date	394.40 EUR (2023/10/25)

All listings for THERMO FISHER SCIENTIFIC INC.

Exchange	Date	Time	Price	Trading volume (mio.)	Number of trades
Xetra	2024/09/13	17:35	549.60 EUR	0.01	3
Vienna Stock Exchange	2024/09/13	17:32	549.40 EUR	0.00	5
Tradegate	2024/09/13	21:26	551.10 EUR	0.17	77
Stuttgart	2024/09/13	20:07	550.60 EUR	0.00	3
NYSE	2024/	21:36	611.47 USD	434.03	23,504

	09/13						
Munich	2024/ 09/13	17:47	550.90	EUR	0.01		3
London Stock Exchange	2024/ 09/13	16:07	610.82	USD	0.00		4
Frankfurt	2024/ 09/13	12:40	556.40	EUR	0.08		7
Euronext Milan MTF Trading After Hours	2024/ 03/07	18:20	543.20	EUR	0.01		1
Euronext Milan MTF Global Equity Market	2024/ 09/13	17:44	548.60	EUR	0.00		1
Duesseldorf	2024/ 09/13	08:10	551.60	EUR	0.00		1
Berlin	2024/ 09/13	08:16	551.90	EUR	0.00		1

Company profile

Company Logo



Contact Details

THERMO FISHER SCIENTIFIC INC.

--

168 Third Avenue - 02451 Waltham

Telefon: +1-781-622-1000

Fax: +1-781-622-1207

E-mail: -

Company Profile

-

Members of Management Board

C. Harris	Member of Board of Directors
Debora Spar	Member of Board of Directors
Tyler Jacks	Member of Board of Directors
Dion Weisler	Member of Board of Directors
James Mullen	Member of Board of Directors
Jennifer Johnson	Member of Board of Directors
Nelson Chai	Member of Board of Directors
R. Keith	Member of Board of Directors
Ruby Chandy	Member of Board of Directors
Scott Sperling	Member of Board of Directors
Marc N. Casper	Chairman of Managing Board
Alan Sachs	Member of Executive Committee
Karen E. Nelson	Member of Executive Committee
Lisa Britt	Member of Executive Committee
Michel Lagarde	Member of Executive Committee
Ryan Snyder	Member of Executive Committee
Sandy Pound	Member of Executive Committee
Stephen Williamson	Member of Executive Committee