

VOLVO CAR AB

ISIN: SE0021628898

WKN: -

Overview

2024/06/28 15:29:01

Price
2.858 EURDifference  -0.35% (-0.01)

General attributes

ISIN	SE0021628898
Symbol	VOLCAR B
Exchange	Frankfurt
Currency	EUR
Sector	Automotive
Security type	Stock
Market cap (m)	8,603 EUR
Benchmark	OMX STOCKHOLM 30 INDEX

Market data

Bid (Bid size)	-
Ask (Ask size)	-
Open	2.851 EUR
High	2.87 EUR
Low	2.851 EUR
Close (prev. day)	2.868 EUR
VWAP	2.939 EUR
Volume (pcs)	0
Trading volume	0.00
Number of trades	4
Last size	0

Futures and Options

Related Futures	23
Related Options	-













5y

Information about previous performance does not guarantee future performance.
Source: FactSet

Recent research

on sector

Date	Headline	Download
2024/06/24	 Aktienempfehlungen Österreich	
2024/06/21	 Global Equity Ratings	
2024/06/21	 Aktienempfehlungen Global	
2024/06/14	 Global Equity Ratings	
2024/06/14	 Aktienempfehlungen Global	

Details

2024/06/28 15:29:01

Price

2.858 EUR

Difference ▼ -0.35% (-0.01)

General attributes

ISIN	SE0021628898
Symbol	VOLCAR B
Exchange	Frankfurt
Currency	EUR
Sector	Automotive
Security type	Stock
Market cap (m)	8,603 EUR
Benchmark	OMX STOCKHOLM 30 INDEX

Market data

Bid (Bid size)	-
Ask (Ask size)	-
Open	2.851 EUR
High	2.87 EUR
Low	2.851 EUR
Close (prev. day)	2.868 EUR
VWAP	2.939 EUR
Volume (pcs)	0
Trading volume	0.00
Number of trades	4
Last size	0

Performance and Risk

	6m	1y	3y
Perf (%)	-4.19%	-18.23%	-
Perf (abs.)	-0.13	-0.64	-
Beta	1.51	1.45	1.63
Volatility	65.16	60.52	-

5y



Information about previous performance does not guarantee future performance.

Source: FactSet

Price data

Ø price 5 days Ø volume 5 days (pcs.)	2.906 EUR (220)
Ø price 30 days Ø volume 30 days (pcs.)	2.934 EUR (211)
Ø price 100 days Ø volume 100 days (pcs.)	3.166 EUR (856)
Ø price 250 days Ø volume 250 days (pcs.)	3.299 EUR (1,517)
YTD High date	3.895 EUR (2024/04/09)
YTD Low date	2.219 EUR (2024/01/26)
52 Weeks High date	4.599 EUR (2023/07/25)
52 Weeks Low date	2.219 EUR (2024/01/26)

All listings for VOLVO CAR AB

Exchange	Date	Time	Price	Trading volume (mio.)	Number of trades
Tradegate	2024/06/28	22:26	2.894 EUR	0.00	2
Stuttgart	2024/06/28	15:36	2.866 EUR	0.00	11
Nasdaq Stockholm	2024/06/28	18:00	32.785 SEK	80.90	3,244
Munich	2024/06/28	08:00	2.827 EUR	0.00	2
London Stock Exchange	2024/	17:25	32.645 SEK	0.00	2

European Trade Reporting	06/28					
Hanover	2024/ 06/28	08:07	2.831 EUR	0.00		3
Hamburg	2024/ 06/28	08:07	2.831 EUR	0.00		3
Frankfurt	2024/ 06/28	15:29	2.858 EUR	0.00		4
FINRA other OTC Issues	2024/ 06/24	15:53	3.17 USD	0.02		1
Duesseldorf	2024/ 06/28	19:31	2.874 EUR	0.00		7
Berlin	2024/ 06/28	08:03	2.842 EUR	0.00		3

Company profile

Company Logo

V O L V O

Company Profile

-

Contact Details

VOLVO CAR

--

Telefon: -

Fax: -

E-mail: -