

EBUSCO HOLDING BV

ISIN: NL0015000CZ2 WKN: -

Overview

2024/09/02 09:53:44

Price
1.291 EURDifference  52.60% (0.45)

General attributes

ISIN	NL0015000CZ2
Symbol	EBUS
Exchange	Frankfurt
Currency	EUR
Sector	Automotive
Security type	Stock
Market cap (m)	58 EUR
Benchmark	AMSTERDAM EXCHANGES INDEX

Market data

Bid (Bid size)	-
Ask (Ask size)	-
Open	0.9755 EUR
High	1.291 EUR
Low	0.9755 EUR
Close (prev. day)	0.846 EUR
VWAP	1.291 EUR
Volume (pcs)	200
Trading volume	258.20
Number of trades	1
Last size	200

Futures and Options








Related Futures	-
Related Options	-

5y



Information about previous performance does not guarantee future performance.
Source: FactSet

Recent research

on sector		on market	
Date		Headline	Download
2024/09/11		Global Equity Ratings	
2024/09/11		Aktienempfehlungen Global	
2024/09/09		Aktienempfehlungen Österreich	
2024/09/05		Global Equity Ratings	
2024/09/05		Aktienempfehlungen Global	

Details

2024/09/02 09:53:44

Price

1.291 EUR

Difference ▲ 52.60% (0.45)

General attributes

ISIN	NL001500CZ2
Symbol	EBUS
Exchange	Frankfurt
Currency	EUR
Sector	Automotive
Security type	Stock
Market cap (m)	58 EUR
Benchmark	AMSTERDAM EXCHANGES INDEX

Market data

Bid (Bid size)	-
Ask (Ask size)	-
Open	0.9755 EUR
High	1.291 EUR
Low	0.9755 EUR
Close (prev. day)	0.846 EUR
VWAP	1.291 EUR
Volume (pcs)	200
Trading volume	258.20
Number of trades	1
Last size	200

Performance and Risk

	6m	1y	3y
Perf (%)	-59.12%	-82.89%	-
Perf (abs.)	-1.87	-6.25	-
Beta	-	-	-
Volatility	117.42	94.73	-

5y



Information about previous performance does not guarantee future performance.
Source: FactSet

Price data

Ø price 5 days Ø volume 5 days (pcs.)	0.990 EUR (147)
Ø price 30 days Ø volume 30 days (pcs.)	0.990 EUR (114)
Ø price 100 days Ø volume 100 days (pcs.)	1.928 EUR (58)
Ø price 250 days Ø volume 250 days (pcs.)	3.527 EUR (32)
YTD High date	4.700 EUR (2024/01/02)
YTD Low date	0.723 EUR (2024/08/12)
52 Weeks High date	7.650 EUR (2023/09/04)
52 Weeks Low date	0.723 EUR (2024/08/12)

All listings for EBUSCO HOLDING BV

Exchange 📍	Date	Time	Price	Trading volume (mio.)	Number of trades
Tradegate	2024/09/13	22:26	0.849 EUR	0.00	3
Stuttgart	2024/09/13	15:28	0.8055 EUR	0.00	10
Munich	2024/09/13	08:07	0.7985 EUR	0.00	1
Frankfurt	2024/09/02	09:53	1.291 EUR	0.00	1
Euronext	2024/09/13	17:35	0.849 EUR	0.25	304

Amsterdam	13					
Duesseldorf	2024/09/ 13	08:11	0.792 EUR	0.00		3
Berlin	2024/09/ 13	21:50	0.848 EUR	0.00		19

Company profile

Company Logo



Company Profile

-

Contact Details

EBUSCO HOLDING

--

Telefon: -

Fax: -

E-mail: -