

ALBEMARLE CORP

ISIN: US0126531013 WKN: 012653101

Overview

2024/06/21 09:10:07

Price

87.69 EUR

Difference  -1.28% (-1.14)

General attributes

ISIN US0126531013

Symbol ALB

Exchange Berlin

Currency EUR

Sector Chemical / Pharmaceutical / Health

Security type Stock

Market cap (m) 10,296 EUR

Benchmark S&P 500

Market data

Bid (Bid size) 85.72 EUR (200)

Ask (Ask size) 89.77 EUR (200)

Open 87.68 EUR

High 87.69 EUR

Low 87.68 EUR

Close (prev. day) 88.83 EUR

VWAP -

Volume (pcs) 0

Trading volume 0.00

Number of trades 2

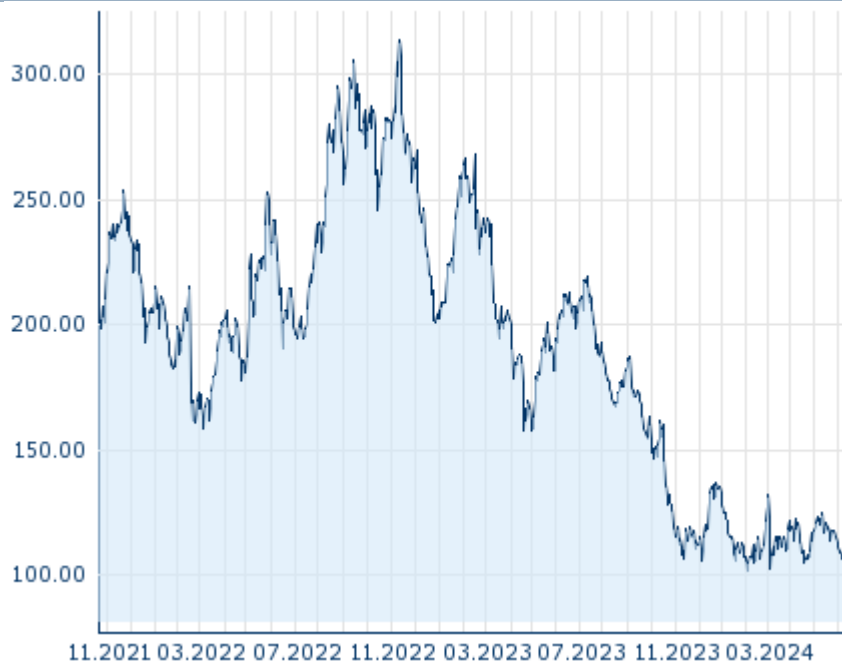
Last size 0

Futures and Options











Related Futures -

Related Options -

5y



Recent research

on sector		on market	
Date		Headline	Download
2024/06/21		Global Equity Ratings	
2024/06/21		Aktienempfehlungen Global	
2024/06/14		Equity Weekly	
2024/06/14		Global Equity Ratings	
2024/06/14		Aktienempfehlungen Global	

Details

2024/06/21 09:10:07

Price

87.69 EUR

Difference  -1.28% (-1.14)

General attributes

ISIN	US0126531013
Symbol	ALB
Exchange	Berlin
Currency	EUR
Sector	Chemical / Pharmaceutical / Health
Security type	Stock
Market cap (m)	10,296 EUR
Benchmark	S&P 500

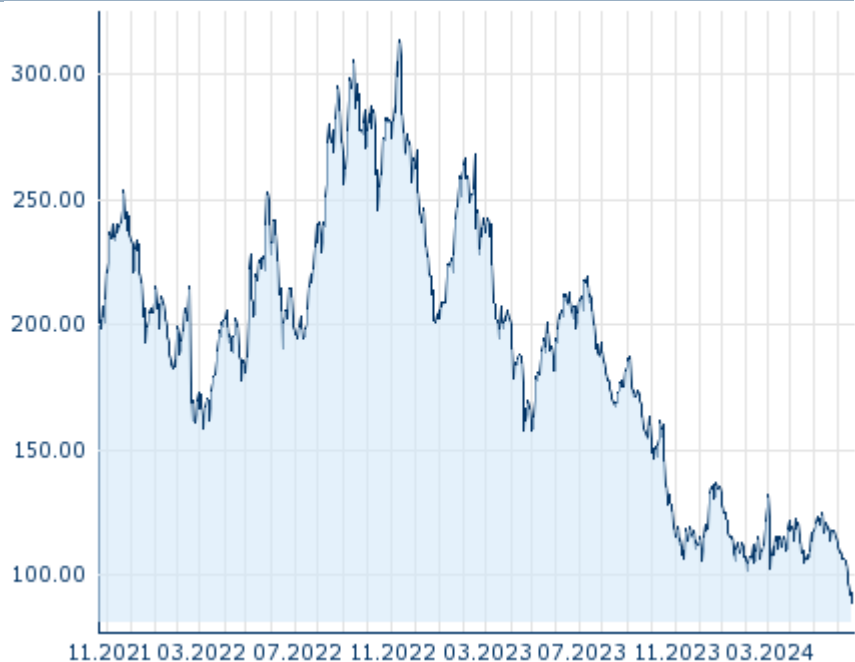
Market data

Bid (Bid size)	85.72 EUR (200)
Ask (Ask size)	89.77 EUR (200)
Open	87.68 EUR
High	87.69 EUR
Low	87.68 EUR
Close (prev. day)	88.83 EUR
VWAP	-
Volume (pcs)	0
Trading volume	0.00
Number of trades	2
Last size	0

Performance and Risk

	6m	1y	3y
Perf (%)	-31.82%	-58.33%	-
Perf (abs.)	-41.45	-124.32	-
Beta	2.34	2.17	1.55
Volatility	54.53	49.77	-

5y



Information about previous performance does not guarantee future performance.
Source: FactSet

Price data

Ø price 5 days Ø volume 5 days (pcs.)	92.88 EUR (0)
Ø price 30 days Ø volume 30 days (pcs.)	110.36 EUR (2)
Ø price 100 days Ø volume 100 days (pcs.)	112.27 EUR (7)
Ø price 250 days Ø volume 250 days (pcs.)	135.64 EUR (23)
YTD High date	136.42 EUR (2024/01/02)
YTD Low date	88.18 EUR (2024/06/20)
52 Weeks High date	221.75 EUR (2023/07/11)
52 Weeks Low date	88.18 EUR (2024/06/20)

All listings for ALBEMARLE CORP

Exchange 	Date	Time	Price	Trading volume (mio.)	Number of trades
Xetra	2024/06/21	09:49	87.99 EUR	0.01	5
Vienna Stock Exchange	2024/06/21	09:05	88.00 EUR	0.00	1
Tradegate	2024/06/21	09:56	87.97 EUR	0.05	20
Stuttgart	2024/06/21	09:23	87.52 EUR	0.02	3
NYSE	2024/06/21	22:00	93.79 USD	539.37	79,525

	20						
Munich	2024/06/21	09:38	87.52	EUR	0.01		2
London Stock Exchange	2024/06/20	15:30	97.70	USD	0.03		29
Hamburg	2024/06/21	08:00	87.52	EUR	0.00		1
Frankfurt	2024/06/21	08:02	87.63	EUR	0.00		1
Duesseldorf	2024/06/21	09:31	87.51	EUR	0.00		2
Berlin	2024/06/21	09:10	87.69	EUR	0.00		2

Company profile

Company Logo



Contact Details

ALBEMARLE CORP.

--

4250 Congress Street, Suite 900 - 28209
Charlotte

Telefon: +1-980-299-5700

Fax: +

E-mail: -

Company Profile

-

Members of Management Board

Ralf Cramer Member of Board of Directors

Alejandro Wolff Member of Board of Directors

Dean Seavers Member of Board of Directors

Diarmuid O'Connell Member of Board of Directors

Gerald Steiner Member of Board of Directors

Glenda Minor Member of Board of Directors

Holly van Deursen Member of Board of Directors

James O'Brien Member of Board of Directors

Mary Brlas Member of Board of Directors

J. Kent Masters Chairman of Managing Board

Eric W. Norris Member of Executive Committee

Jac Fourie Member of Executive Committee

Kristin M. Coleman Member of Executive Committee

Melissa Anderson Member of Executive Committee

Neal Sheorey Member of Executive Committee

Netha Johnson Member of Executive Committee