

## CYNGN INC COM USD0.00001 (POST SPLIT)

ISIN: **US23257B2060** WKN: **23257B206**

## Overview

2024/08/09 18:17:53

Price  
5.00 USDDifference  -2.91% (-0.15)

## General attributes

ISIN	US23257B2060
Symbol	CYN
Exchange	Nasdaq
Currency	USD
Sector	-
Security type	Stock
Market cap (m)	251 EUR
Benchmark	S&P 500

## Market data

Bid (Bid size)	5.00 USD (1,100)
Ask (Ask size)	5.19 USD (100)
Open	5.10 USD
High	5.2199 USD
Low	4.9918 USD
Close (prev. day)	5.15 USD
VWAP	5.099027 USD
Volume (pcs)	17,584
Trading volume	89,653.03
Number of trades	325
Last size	100

## Futures and Options










Related Futures	-
Related Options	-

5y



Information about previous performance does not guarantee future performance.  
Source: FactSet

## Recent research

on market		
Date	Headline	Download
2024/07/26	 Equity Weekly	
2024/07/24	 Global Equity Ratings	
2024/07/24	 Aktienempfehlungen Global	
2024/07/22	 Märkte preisen Trump noch nicht ein	
2024/07/15	 Aktienempfehlungen Global	

## Details

2024/08/09 18:17:53

Price  
5.00 USDDifference  -2.91% (-0.15)

## General attributes

ISIN	US23257B2060
Symbol	CYN
Exchange	Nasdaq
Currency	USD
Sector	-
Security type	Stock
Market cap (m)	251 EUR
Benchmark	S&P 500

## Market data

Bid (Bid size)	5.00 USD (1,100)
Ask (Ask size)	5.19 USD (100)
Open	5.10 USD
High	5.2199 USD
Low	4.9918 USD
Close (prev. day)	5.15 USD
VWAP	5.099027 USD
Volume (pcs)	17,584
Trading volume	89,653.03
Number of trades	325
Last size	100

## Performance and Risk

	6m	1y	3y
Perf (%)	-71.07%	-93.87%	-
Perf (abs.)	-12.65	-78.86	-
Beta	0.97	0.44	0.02
Volatility	182.24	177.76	-

5y



Information about previous performance does not guarantee future performance.  
Source: FactSet

## Price data

Ø price 5 days   Ø volume 5 days (pcs.)	4.87 USD (54,882)
Ø price 30 days   Ø volume 30 days (pcs.)	5.85 USD (1,454,058)
Ø price 100 days   Ø volume 100 days (pcs.)	9.91 USD (620,833)
Ø price 250 days   Ø volume 250 days (pcs.)	23.11 USD (282,184)
YTD High   date	31.49 USD (2024/01/26)
YTD Low   date	3.52 USD (2024/07/09)
52 Weeks High   date	92.00 USD (2023/08/16)
52 Weeks Low   date	3.52 USD (2024/07/09)

## All listings for CYNGN INC COM USD0.00001 (POST SPLIT)

Exchange	Date	Time	Price	Trading volume (mio.)	Number of trades
Nasdaq	2024/08/09	18:17	5.00 USD	0.09	325

## Company profile

### Company Logo

#### Contact Details

CYNGN INC.

--

----

Telefon: -

Fax: -

E-mail: -

### Company Profile

-