

## STORSKOGEN GROUP AB CLASS B

ISIN: SE0016797732 WKN: -

## Overview

2024/09/13 17:25:00

Price

40.60 SEK

Difference  0.00% (0.00)

## General attributes

ISIN SE0016797732

Symbol STOR B

Exchange London Stock Exchange  
European Trade Reporting

Currency SEK

Sector Financial

Security type Stock

Market cap (m) 1,365 EUR

Benchmark OMX STOCKHOLM 30 INDEX

## Market data

Bid (Bid size) -

Ask (Ask size) -

Open 40.60 SEK

High 40.60 SEK

Low 40.60 SEK

Close (prev. day) 40.60 SEK

VWAP 8.49 SEK

Volume (pcs) -

Trading volume -

Number of trades 1

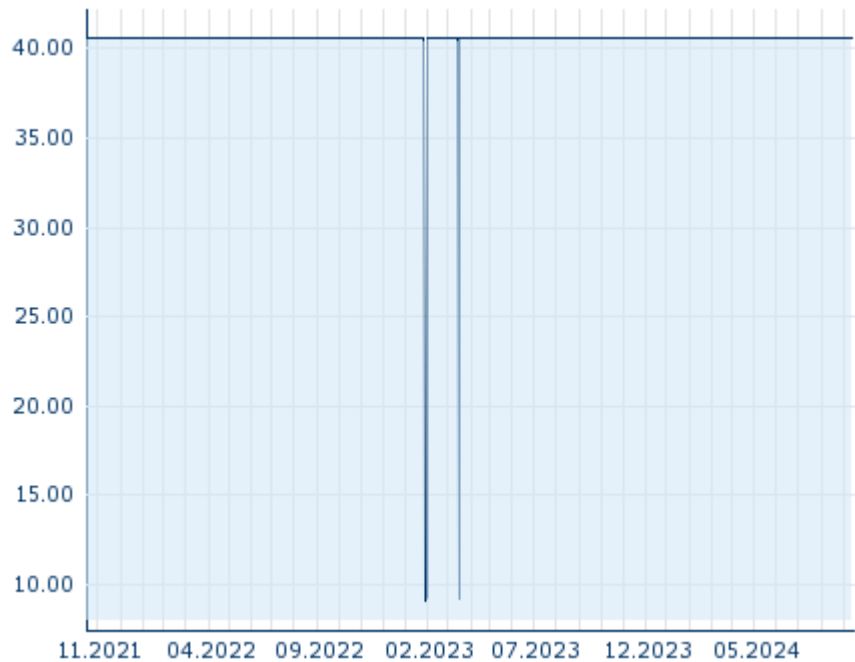
Last size -

## Futures and Options

Related Futures 0

Related Options -

5y



Information about previous performance does not guarantee future performance.

Source: FactSet

## Recent research

on sector

Date		Headline	Download
2024/09/11		Global Equity Ratings	
2024/09/11		Aktienempfehlungen Global	
2024/09/09		Aktienempfehlungen Österreich	
2024/09/06		Equity Weekly	
2024/09/05		Global Equity Ratings	

## Details

2024/09/13 17:25:00

## Price

40.60 SEK

Difference ↔ 0.00% (0.00)

## General attributes

ISIN SE0016797732

Symbol STOR B

Exchange London Stock Exchange  
European Trade Reporting

Currency SEK

Sector Financial

Security type Stock

Market cap (m) 1,365 EUR

Benchmark OMX STOCKHOLM 30 INDEX

## Market data

Bid (Bid size) -

Ask (Ask size) -

Open 40.60 SEK

High 40.60 SEK

Low 40.60 SEK

Close (prev. day) 40.60 SEK

VWAP 8.49 SEK

Volume (pcs) -

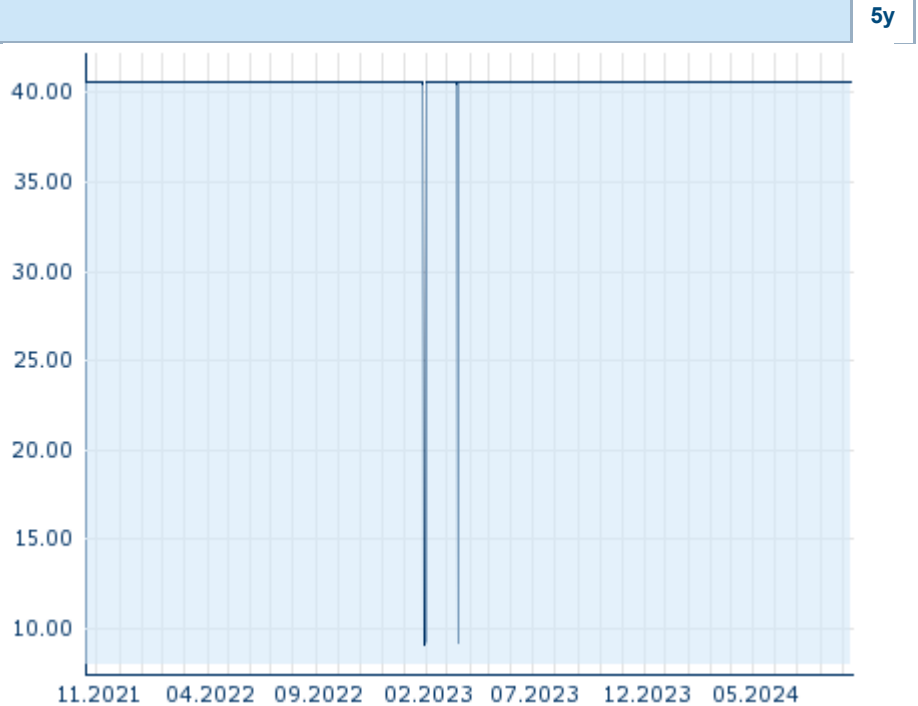
Trading volume -

Number of trades 1

Last size -

## Performance and Risk

	6m	1y	3y
Perf (%)	+0.00%	+0.00%	-
Perf (abs.)	+0.00	+0.00	-
Beta	-	-	-
Volatility	0.00	0.00	-



## Price data

Ø price 5 days   Ø volume 5 days (pcs.)	40.60 SEK (0)
Ø price 30 days   Ø volume 30 days (pcs.)	40.60 SEK (0)
Ø price 100 days   Ø volume 100 days (pcs.)	40.60 SEK (17,321)
Ø price 250 days   Ø volume 250 days (pcs.)	40.60 SEK (6,928)
YTD High   date	40.60 SEK (2024/01/02)
YTD Low   date	8.49 SEK (2024/07/22)
52 Weeks High   date	40.60 SEK (2023/09/14)
52 Weeks Low   date	8.49 SEK (2024/07/22)

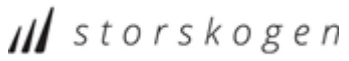
## All listings for STORSKOGEN GROUP AB CLASS B

Exchange <span>⊕</span>	Date	Time	Price	Trading volume (mio.)	Number of trades
Tradegate	2024/09/13	22:02	0.8932 EUR	0.00	1
Stuttgart	2024/09/13	16:37	0.884 EUR	0.00	13
Nasdaq Stockholm	2024/09/13	18:00	10.10 SEK	40.19	2,331
Munich	2024/09/13	08:07	0.8828 EUR	0.00	2
London Stock Exchange	2024/	17:25	40.60 SEK	0.00	1

European Trade Reporting	09/13					
Frankfurt	2024/ 09/13	08:09	0.8826	EUR	0.00	2
Duesseldorf	2024/ 09/13	19:32	0.8878	EUR	0.00	7
Berlin	2024/ 09/13	21:43	0.8922	EUR	0.00	19

## Company profile

### Company Logo



### Company Profile

-

### Contact Details

STORSKOGEN GROUP

--

----

Telefon: -

Fax: -

E-mail: -